

VARDAAN BIOTECH PRIVATE LIMITED

Regd. Office: C-2/1, Mahananda Nagar, Dewas Road, Ujjain (M.P.)
CIN: U15495MP2007PTC020132

DIRECTOR'S REPORT

To,
The Members,

Your Directors have pleasure in presenting their 12th Annual Report on the business and operations of your company together with the audited financial statements for the year ended 31st March, 2019.

1. FINANCIAL RESULTS

Financial results of the company for the year under review is as follows:-

(Amount in Rupees)		
<i>Particulars</i>	<i>31st March, 2019</i>	<i>31st March, 2018</i>
Total Income	200027592.81	231349787.71
Expenses	196958155.37	228700551.68
Depreciation	447828.49	453068.01
Profit before exceptional and extraordinary items and tax	2621609.95	2196168.02
Exceptional items	0	0
Profit / (Loss) Before Tax	2621609.95	2196168.02
Provision for current year tax	0	569010.00
Deferred tax Liability	-40494.00	61164.00
Net Profit /Loss for the Year	2662103.95	1565994.02

2. OPERATIONS AND STATE OF COMPANY'S AFFAIRS

During the year under review the Company has earned the total income of approximately Rs. 20,00,27,593/- against the last year income of approximately Rs. 23,13,49,788/-. The Net profit of the Company has risen from Rs. 15,65,994/- to Rs. 26,62,104/-. The overall financial performance of the company is satisfactory. Your Directors are continuously striving hard and simultaneously are looking forward for a brighter performance of the Company in the years to come.

3. TRANSFER TO RESERVE

The company has not proposed any amount to be transferred to General Reserve during the financial year under review.

4. DIVIDEND

Your directors do not recommend any dividend due to plough back funds into the Company's operations.

5. DEPOSITS

Your company has not invited/accepted any deposit within the meaning of Section 73 of the Companies Act, 2013 and Rules made there under, during the year under review.

6. DIRECTORS AND KEY MANAGERIAL PERSONNEL

During the year under review there has been a change in the composition of the Board of Directors of the Company. Mr. Lokendra Singh Rajput (DIN:01801160) has been resigned from the board w.e.f. 15.02.2019. However, Mr. Lokendra Singh Rajput (DIN:01801160) has been re-appointed to the board w.e.f. 25.05.2019

7. MATERIAL CHANGES AND COMMITMENTS AFFECTING THE FINANCIAL POSITION OF THE COMPANY

During the financial year ended March 31st, 2019, no material changes and commitments have been noticed between the end of financial year and the date of the report which will affect the financial position of the Company

8. AUDITORS

M/s Ankur Goyal & Company, Chartered Accountants, (Firm Registration No. 011407C) Statutory Auditors of the company, were appointed as Auditors of the Company at 7th Annual General Meeting held on 30th September, 2015 to hold office from the conclusion of 7th Annual General Meeting until the conclusion of the 12th Annual General Meeting subject to ratification of the appointment by the members at every Annual General Meeting. The Board of Directors recommended ratification of their appointment by the shareholders in the ensuing Annual General Meeting as the Statutory Auditors of the Company. The company has received an eligibility letter under section 141 of the Companies Act, 2013 and rules made thereunder that they are not disqualified.

9. COMMENTS ON AUDITORS' REPORT

The Auditor's Report on the audited financial statement of the company for the year ended 31st March, 2019 do not contain any qualifications, reservations, adverse remarks or disclaimers so need not require any explanation or comment.

The provisions relating of Secretarial Audit Report under Section 204(1) of the Companies Act, 2013 read with rules thereunder are not applicable to the Company.

10. DISCLOSURE OF RELATED PARTY TRANSACTION

There were no contracts or arrangements made with related parties as defined under Section 188 of the Companies Act, 2013 during the year under review.

11. DECLARATION OF INDEPENDENT DIRECTORS

The provisions of Section 149 pertaining to the appointment of Independent Directors is not applicable to the Company.

12. CORPORATE SOCIAL RESPONSIBILITY

The provisions of Section 135 of the Companies Act, 2013 is not applicable to the Company, therefore the company has not developed and implemented any Corporate Social Responsibility initiatives.

13. NO. OF BOARD MEETINGS

There were 8 (Eight) meetings of Board of Directors held during the year.

14. SHARE CAPITAL

During the year under review, Authorised capital of the company has been increased from Rs. 1,01,00,000/- to Rs. 1,51,00,000/- by creation of additional capital of Rs. 50,00,000/-. And the paid-up share capital of the company has been increased from Rs. 61,00,000/- to Rs. 1,33,00,000/- by creation of additional capital of Rs. 72,00,000/-.

15. PARTICULARS OF LOANS, GUARANTEES OR INVESTMENTS UNDER SECTION 186 OF COMPANIES ACT 2013

During the year under review, company has not given any loans, guarantees or made any investments covered under the provisions of Section 186 of the Companies Act, 2013.

16. CONSERVATION OF ENERGY AND TECHNOLOGY ABSORPTION, FOREIGN EXCHANGE EARNINGS AND OUTGO:

- a. Conservation of energy : Company has taken effective steps for conservation of energy in its operations.
- b. Expenditure on R & D: No Research & Development activities are being carried out by the Company; hence the expenditure incurred on R & D is Nil. At the moment the Company has no specific plans to carry out R & D in any particular area.
- c. Technology Absorption : The Company does not have any imported Technology , therefore, the details required to be given for the imported technology is treated as NIL
- d. Foreign exchange earning & outgo : The foreign exchange earnings and foreign exchange outgo during the year are as follows

Particulars	2019 (Amount in Rs.)
Foreign Exchange Earning	NIL
Foreign Exchange Outgo	NIL

17. SUBSIDIARIES, JOINT VENTURES AND ASSOCIATE COMPANIES

The Company does not have any Subsidiary, Joint venture or Associate Company .

18.DETAILS OF SIGNIFICANT AND MATERIAL ORDERS PASSED BY THE REGULATORS OR COURTS OR TRIBUNAL

There were no significant and material orders passed by the regulators or courts or tribunal impacting the going concern status and Company's operations in future.

19.RISK MANAGEMENT POLICY AND INTERNAL ADEQUACY

The Company has in place a mechanism to identify, assess, monitor and mitigate various risks to key business objectives and the Company's internal control systems are commensurate with the nature of its business and the size and complexity.

20.INTERNAL FINANCIAL CONTROL

Your Company has in place adequate internal Financial controls with reference to the financial statement. During the year, in order to further strengthen the internal financial controls, a renowned professional consultant firm was hired to conduct an assessment of the existent internal financial control and advise on best practices for adoption.

21.DISCLOSURE UNDER SEXUAL HARASSMENT OF WOMEN AT WORKPLACE (PREVENTION, PROHIBITION & REDRESSAL) ACT, 2013

The Company has in place an Anti Sexual Harassment Policy in line with the requirement of The Sexual Harassment of Women at the workplace (Prevention, Prohibition, & Redressal) Act, 2013. Internal Complaints Committee (ICC) has been set up to redress complaints received regarding sexual harassment. All employees (permanent, contractual, temporary, trainees) are covered under this policy.

During the financial year 2018-2019, no case in the nature of sexual harassment were reported at any workplace of the company.

22.EXTRACT OF ANNUAL RETURN

In terms of provision of Section 134(3)(a) of the Companies Act, 2013, the extract of the Annual Return as provided under section (3) of the Section 92 of the Companies Act, 2013 in form MGT-9, forming part of this Board's Report and is annexed as Annexure -A

23.DISCLOSURE OF COMPOSITION OF AUDIT COMMITTEE AND PROVIDING VIGIL MECHANISM

The provisions of Section 177 of the Companies Act, 2013 read with Rule 6 and 7 of the Companies (Meetings of the Board and its Powers) Rules, 2014 is not applicable to the Company.

24.INFORMATION PURSUANT TO RULE 5(2) OF COMPANIES (APPOINTMENT & REMUNERATION OF MANAGERIAL PERSONNEL) RULES,2014

The Company has not appointed any employee(s) in receipt of remuneration exceeding the limits specified under Rule 5(2) of Companies (Appointment & Remuneration of Managerial Personnel) Rules, 2014.

25. COMPANY'S POLICY RELATING TO DIRECTORS APPOINTMENT, PAYMENT OF REMUNERATION AND DISCHARGE OF THEIR DUTIES

The provisions of Section 178(1) relating to constitution of Nomination and Remuneration Committee are not applicable to the Company and hence the Company has not devised any policy relating to appointment of Directors, payment of Managerial remuneration, Directors qualifications, positive attributes, independence of Directors and other related matters as provided under Section 178(3) of the Companies Act, 2013.

26. DIRECTORS RESPONSIBILITY STATEMENT PURSUANT TO SECTION 134(5) OF THE COMPANIES ACT, 2013

The Directors hereby confirm that: -


1. In the preparation of the annual accounts for the financial year ended 31st March, 2019, the applicable accounting standards had been followed along with proper explanation relating to material departures;
2. The Directors had selected such accounting policies and applied them consistently and made judgments and estimates that are reasonable and prudent so as to give a true and fair view of the state of affairs of the Company as on March 31st, 2019 and Profit & Loss Account of the Company for the year ended on that date;
3. The Directors had taken proper and sufficient care for the maintenance of adequate accounting records in accordance with the provisions of the Companies Act, 2013 for safeguarding the assets of the Company and for preventing and detecting fraud and other irregularities;
4. The Directors had prepared the Annual accounts on a going concern basis;
5. The directors had devised proper system to ensure compliance with the provisions of all applicable laws and that such system were adequate and operating effectively.

27. ACKNOWLEDGEMENT

Your Directors thank to all the concern departments and banks for their co-operation. They also wish to place on record their sincere appreciation for the dedicated and committed work performance of the employees.

YKJ
PLACE: Ujjain
DATE: 05.09.2019

FOR AND ON BEHALF OF THE BOARD


LOKENDRA SINGH RAJPUT
Director
(DIN: 01801160)


RASHMI RAJPUT
Director
(DIN: 01806022)

FORM NO. MGT 9
EXTRACT OF ANNUAL RETURN
 As on financial year ended on 31.03.2019

Pursuant to Section 92 (3) of the Companies Act, 2013 and rule 12(1) of the Company (Management & Administration) Rules, 2014.

I. REGISTRATION & OTHER DETAILS:		
1	CIN	U15495MP2007PTC020132
2	Registration Date	20-12-07
3	Name of the Company	VAIDHAAN BIOTECH PRIVATE LIMITED
4	Category/Sub-category of the Company	Company Limited by Shares Indian Non-Government Company
5	Address of the Registered office & contact details	C-2/1, MAHANANDA NAGAR, DEWAS ROAD, UJJAIN, MP.
6	Whether listed company	NO
7	Name, Address & contact details of the Registrar & Transfer Agent, if any.	NA

II. PRINCIPAL BUSINESS ACTIVITIES OF THE COMPANY
 (All the business activities contributing 10 % or more of the total turnover of the company shall be stated)

S. No.	Name and Description of main products / services	NIC Code of the Product/service	% to total turnover of the company
1	Grinding and processing of spices	15495	100

III. PARTICULARS OF HOLDING, SUBSIDIARY AND ASSOCIATE COMPANIES

SN	Name and address of the Company	CIN/GLN	Holding/ Subsidiary/ Associate	% of shares held	Applicable Section
I	N.A.	N.A.	N.A.	N.A.	N.A.

IV. SHARE HOLDING PATTERN

(Equity share capital breakup as percentage of total equity)

(i) Category-wise Share Holding

Category of Shareholders	No. of Shares held at the beginning of the year [As on 01-Apr-2018]				No. of Shares held at the end of the year [As on 31-March-2019]				% Change during the year
	Demat	Physical	Total	% of Total Shares	Demat	Physical	Total	% of Total Shares	
A. Promoters									
(1) Indian									
a) Individual/ HUF		610,000	610,000	100.00%		610,000	610,000	100.00%	0.00%
b) Central Govt			-	0.00%			-	0.00%	0.00%
c) State Govt(s)			-	0.00%			-	0.00%	0.00%
d) Bodies Corp.			-	0.00%			-	0.00%	0.00%
e) Banks / FI			-	0.00%			-	0.00%	0.00%
f) Any other			-	0.00%			-	0.00%	0.00%
Sub Total (A) (1)	-	610,000	610,000	100.00%	-	610,000	610,000	100.00%	0.00%
(2) Foreign									
a) NRI Individuals			-	0.00%			-	0.00%	0.00%
b) Other			-	0.00%			-	0.00%	0.00%
c) Bodies Corp.			-	0.00%			-	0.00%	0.00%
d) Any other			-	0.00%			-	0.00%	0.00%
Sub Total (A) (2)	-	-	-	0.00%	-	-	-	0.00%	0.00%
TOTAL (A)	-	610,000	610,000	100.00%	-	610,000	610,000	100.00%	165.57%

B. Public									
1. Institutions									
a) Mutual Funds			-	0.00%		-	0.00%	0.00%	
b) Banks / FI			-	0.00%		-	0.00%	0.00%	
c) Central Govt			-	0.00%		-	0.00%	0.00%	
d) State Govt(s)			-	0.00%		-	0.00%	0.00%	
e) Venture Capital Funds			-	0.00%		-	0.00%	0.00%	
f) Insurance			-	0.00%		-	0.00%	0.00%	
g) FIs			-	0.00%		-	0.00%	0.00%	
h) Foreign Venture Capital Funds			-	0.00%		-	0.00%	0.00%	
i) Others (specify)			-	0.00%		-	0.00%	0.00%	
Sub-total (B)(1):-	-	-	-	0.00%	-	-	-	0.00%	0.00%
2. Non-Institutions									
a) Bodies Corp.									
i) Indian			-	0.00%		-	0.00%	0.00%	
ii) Overseas			-	0.00%		-	0.00%	0.00%	
b) Individuals									
i) Individual shareholders holding nominal share capital upto			-	0.00%		-	0.00%	0.00%	
ii) Individual shareholders holding nominal share capital in			-	0.00%		-	0.00%	0.00%	
c) Others (specify)									
Non Resident			-	0.00%		-	0.00%	0.00%	
Overseas Corporate Bodies			-	0.00%		-	0.00%	0.00%	
Foreign Nationals			-	0.00%		-	0.00%	0.00%	
Clearing Members			-	0.00%		-	0.00%	0.00%	
Trusts			-	0.00%		-	0.00%	0.00%	
Foreign Bodies - D			-	0.00%		-	0.00%	0.00%	
Sub-total (B)(2):-	-	-	-	0.00%	-	-	-	0.00%	0.00%
Total Public (B)	-	-	-	0.00%	-	-	-	0.00%	0.00%
C. Shares held by Custodian for GDRs & ADRs			-	0.00%				0.00%	0.00%
Grand Total	-	610,000	610,000	100.00%	-	610,000	610,000	100.00%	165.57%

(II) Shareholding of Promoter

SN	Shareholder's Name	Shareholding at the beginning of the year			Shareholding at the end of the year			% change in shareholding during the year
		No. of Shares	% of total Shares of the company	% of Shares Pledged/encumbered to total shares	No. of Shares	% of total Shares of the company	% of Shares Pledged/encumbered to total shares	
1	LOKENDRA SINGH RAJPUT	305,000	50.00%		505,000	37.97%		-12.03%
2	RASHMI RAJPUT	305,000	50.00%		545,000	40.97%		-9.03%
3	PUSHPA RAJPUT	-	0.00%		280,000	21.06%		21.06%

(iii) Change in Promoters' Shareholding (please specify, if there is no change)

SN	Particulars	Date	Reason	Shareholding at the beginning of the year		Cumulative Shareholding during the year	
				No. of shares	% of total shares	No. of shares	% of total shares
1	At the beginning of	01-04-18		610,000	45.86%	610,000	45.86%
2	Changes during the year		Allot	720,000	54.14%	720,000	54.14%
					0.00%		0.00%
					0.00%		0.00%
	At the end of the year	31-03-19		1,330,000	100.00%	1,330,000	100.00%

Note: There is no change during the year in Promoter Holding

(iv) Shareholding Pattern of top ten Shareholders

(Other than Directors, Promoters and Holders of GDRs and ADRs):

SN	For each of the Top 10 shareholders	Date	Reason	Shareholding at the beginning of the year		Cumulative Shareholding during the year	
				No. of shares	% of total shares	No. of shares	% of total shares
1	Name		Nil				
	At the beginning of	Nil		Nil		Nil	0.00%
	Changes during the year	Nil		Nil		Nil	0.00%
	At the end of the year	Nil		Nil		Nil	0.00%
2	Name		Nil				
	At the beginning of	Nil		Nil		Nil	0.00%
	Changes during the year	Nil		Nil		Nil	0.00%
	At the end of the year	Nil		Nil		Nil	0.00%

(v) Shareholding of Directors and Key Managerial Personnel:

SN	Shareholding of each Directors and each Key Managerial Personnel	Date	Reason	Shareholding at the beginning of the year		Cumulative Shareholding during the year	
				No. of shares	% of total shares	No. of shares	% of total shares
1	LOKENDRA SINGH RAJPUT.						
	At the beginning of	01-04-18		305,000	22.93%	305,000	22.93%
	Changes during the year		Allot	200,000	15.03%	200,000	15.03%
							0.00%
	At the end of the year	31-03-19		505,000	37.96%	505,000	37.96%
2	RASHMI RAJPUT						
	At the beginning of	01-04-18		305,000	22.93%	305,000	22.93%
	Changes during the year		Allot	240,000	18.04%	240,000	18.04%
							0.00%
	At the end of the year	31-03-19		545,000	40.97%	545,000	40.97%
3	PUSHPA RAJPUT						
	At the beginning of	01-04-18		-	0.00%	-	0.00%
	Changes during the year			280,000	21.05%	280,000	21.05%
							0.00%
	At the end of the year	31-03-19		280,000	21.05%	280,000	21.05%

V. INDEBTEDNESS

Indebtedness of the Company including interest outstanding/accrued but not due for payment.

Particulars	Secured Loans excluding deposits	Unsecured Loans	Deposits	(Amt. Rs./Lacs)
				Total Indebtedness
Indebtedness at the beginning of the financial year				
i) Principal Amount	13,687,703.15	-	-	13,687,703.15
ii) Interest due but not paid	-	-	-	-
iii) Interest accrued but not due	-	-	-	-
Total (i+ii+iii)	13,687,703.15	-	-	13,687,703.15
Change in Indebtedness during the financial year				
* Addition			-	-
* Reduction	(3,105,029.15)	-	-	(3,105,029.15)
Net Change	(3,105,029.15)	-	-	(3,105,029.15)
Indebtedness at the end of the financial year				
i) Principal Amount	10,582,674.00	-	-	10,582,674.00
ii) Interest due but not paid	-	-	-	-
iii) Interest accrued but not due	-	-	-	-
Total (i+ii+iii)	10,582,674.00	-	-	10,582,674.00

VI. REMUNERATION OF DIRECTORS AND KEY MANAGERIAL PERSONNEL

A. Remuneration to Managing Director, Whole-time Directors and/or Manager:

SN.	Particulars of Remuneration	Name of MD/WTD/ Manager		Total Amount (Rs/Lac)
		Name	Designation	
		RASHMI SINGH RAJPUT	LOKENDRA RAJPUT	
		DIRECTOR	DIRECTOR	
1	Gross salary			
	(a) Salary as per provisions contained in section 17(1) of the Income-tax Act, 1961			-
	(b) Value of perquisites u/s 17(2) Income-tax Act, 1961			-
	(c) Profits in lieu of salary under section 17(3) Income- tax Act, 1961			-
2	Stock Option			-
3	Sweat Equity			-
4	Commission			-
	- as % of profit			-
	- others, specify			-
5	Others, please specify			-
	Total (A)			-
	Ceiling as per the Act			-

B. Remuneration to other Directors

SN.	Particulars of Remuneration	Name of Directors			Total Amount (Rs/Lac)
		N.A.	N.A.	N.A.	
1	Independent Directors				
	Fee for attending board committee				
	Commission				
	Others, please specify				
	Total (1)	-	-	-	-
2	Other Non-Executive Directors				
	Fee for attending board committee				
	Commission				
	Others, please specify				
	Total (2)	-	-	-	-
	Total (U)=(1+2)	-	-	-	-
	Total Managerial Remuneration				
	Overall Ceiling as per the Act				

C. Remuneration to Key Managerial Personnel other than MD/Manager/WTD

SN.	Particulars of Remuneration	Name of Key Managerial Personnel			Total Amount (Rs/Lac)
		Name Designation	CEO	CFO	
1	Gross salary				
	(a) Salary as per provisions contained in section 17(1) of the				-
	(b) Value of perquisites u/s 17(2)				-
	(c) Profits in lieu of salary under section 17(3) Income- tax Act, 1961				-
2	Stock Option				-
3	Sweat Equity				-
4	Commission				
	- as % of profit				-
	- others, specify				-
5	Others, please specify				-
	Total	-	-	-	-


VII. PENALTIES / PUNISHMENT/ COMPOUNDING OF OFFENCES:

Type	Section of the Compa	Brief Description	Details of Penalty/ Punishment/ Compounding fees imposed	Authority (RD/NCLT/COURT)	Appeal made, if any (give Details)
A. COMPANY : N.A.					
Penalty	-	-	-	-	-
Punishment	-	-	-	-	-
Compounding	-	-	-	-	-
B. DIRECTORS : N.A.					
Penalty					
Punishment					
Compounding					
C. OTHER OFFICERS IN DEFAULT : N.A.					
Penalty					
Punishment					
Compounding					

FOR AND ON BEHALF OF BOARD OF DIRECTORS OF
VARDAAN BIOTECH PRIVATE LIMITED

5/21

Date: 05.09.2019
Place: Ujjain



INDEPENDENT AUDITOR'S REPORT

To the Members of
VARDAAN BIOTECH PVT LTD.

Report on the Audit of the Financial Statements

Opinion

We have audited the Financial Statements of VARDAAN BIOTECH PVT LTD ("the Company"), which comprise the balance sheet as at 31st March 2019, and the statement of profit and loss, (*statement of changes in equity*) and statement of cash flows for the year then ended, and notes to the Financial Statements, including a summary of significant accounting policies and other explanatory information [hereinafter referred to as "the Financial Statements"].

In our opinion and to the best of our information and according to the explanations given to us, the aforesaid Financial Statements give the information required by the Companies Act, 2013 in the manner so required and give a true and fair view in conformity with the accounting principles generally accepted in India, of the state of affairs of the Company as at March 31, 2019, and its profit/loss, (*changes in equity*) and its cash flows for the year ended on that date.

Basis for Opinion

We conducted our audit of the Financial Statements in accordance with the Standards on Auditing (SAs) specified under section 143(10) of the Companies Act, 2013. Our responsibilities under those Standards are further described in the *Auditor's Responsibilities for the Audit of the Financial Statements* section of our report. We are independent of the Company in accordance with the *Code of Ethics* issued by the Institute of Chartered Accountants of India together with the ethical requirements that are relevant to our audit of the Financial Statements under the provisions of the Companies Act, 2013 and the Rules thereunder, and we have fulfilled our other ethical responsibilities in accordance with these requirements and the Code of Ethics. We believe that the audit evidence we have obtained is sufficient and appropriate to provide a basis for our opinion.

"Information Other than the Financial Statements and Auditor's Report Thereon"

The Company's Board of Directors is responsible for the other information. The other information comprises the [information included in the X report, but does not include the Financial Statements and our auditor's report thereon.

Our opinion on the Financial Statements does not cover the other information and we do not express any form of assurance conclusion thereon.

In connection with our audit of the Financial Statements, our responsibility is to read the other information and, in doing so, consider whether the other information is materially inconsistent with the Financial Statements or our knowledge obtained in the audit or otherwise appears to be materially misstated.

If, based on the work we have performed, we conclude that there is a material misstatement of this other information, we are required to report that fact. We have nothing to report in this regard.

Management's Responsibility for the Financial Statements

The Company's Board of Directors is responsible for the matters stated in section 134(5) of the Companies Act, 2013 ("the Act") with respect to the preparation of these Financial Statements that give a true and fair view of the financial position, financial performance (*changes in equity*) and cash flows of the Company in accordance with the accounting principles generally accepted in India, including the accounting Standards specified under section 133 of the Act. This responsibility

also includes maintenance of adequate accounting records in accordance with the provisions of the Act for safeguarding of the assets of the Company and for preventing and detecting frauds and other irregularities; selection and application of appropriate accounting policies, making judgments and estimates that are reasonable and prudent, and design, implementation and maintenance of adequate internal financial controls, that were operating effectively for ensuring the accuracy and completeness of the accounting records, relevant to the preparation and presentation of the Financial Statements that give a true and fair view and are free from material misstatement, whether due to fraud or error


In preparing the Financial Statements, the Board of Directors is responsible for assessing the Company's ability to continue as a going concern, disclosing, as applicable, matters related to going concern and using the going concern basis of accounting unless the Board of Directors either intends to liquidate the Company or to cease operations, or has no realistic alternative but to do so. These Board of Directors are also responsible for overseeing the Company's financial reporting process.

Auditor's Responsibilities for the Audit of the Financial Statements

Our objectives are to obtain reasonable assurance about whether the Financial Statements as a whole are free from material misstatement, whether due to fraud or error, and to issue an auditor's report that includes our opinion. Reasonable assurance is a high level of assurance, but is not a guarantee that an audit conducted in accordance with SAs will always detect a material misstatement when it exists. Misstatements can arise from fraud or error and are considered material if, individually or in the aggregate, they could reasonably be expected to influence the economic decisions of users taken on the basis of these Financial Statements.

As part of an audit in accordance with SAs, we exercise professional judgment and maintain professional skepticism throughout the audit. We also:

- a. Identify and assess the risks of material misstatement of the Financial Statements, whether due to fraud or error, design and perform audit procedures responsive to those risks, and obtain audit evidence that is sufficient and appropriate to provide a basis for our opinion. The risk of not detecting a material misstatement resulting from fraud is higher than for one resulting from error, as fraud may involve collusion, forgery, intentional omissions, misrepresentations, or the override of internal control.
- b. Obtain an understanding of internal control relevant to the audit in order to design audit procedures that are appropriate in the circumstances. Under section 143(3)(i) of the Companies Act, 2013, we are also responsible for expressing our opinion on whether the company has adequate internal financial controls system in place and the operating effectiveness of such controls
- c. Evaluate the appropriateness of accounting policies used and the reasonableness of accounting estimates and related disclosures made by management.
- d. Conclude on the appropriateness of management's use of the going concern basis of accounting and, based on the audit evidence obtained, whether a material uncertainty exists related to events or conditions that may cast significant doubt on the Company's ability to continue as a going concern. If we conclude that a material uncertainty exists, we are required to draw attention in our auditor's report to the related disclosures in the Financial Statements or, if such disclosures are inadequate, to modify our opinion. Our conclusions are based on the audit evidence obtained up to the date of our auditor's report. However, future events or conditions may cause the Company to cease to continue as a going concern.



- e. Evaluate the overall presentation, structure and content of the Financial Statements, including the disclosures, and whether the Financial Statements represent the underlying transactions and events in a manner that achieves fair presentation.

Materiality is the magnitude of misstatements in the Financial Statements that, individually or in aggregate, makes it probable that the economic decisions of a reasonably knowledgeable user of the Financial Statements may be influenced. We consider quantitative materiality and qualitative factors in

- (i) Planning the scope of our audit work and in evaluating the results of our work; and
- (ii) to evaluate the effect of any identified misstatements in the Financial Statements.

We communicate with those charged with governance regarding, among other matters, the planned scope and timing of the audit and significant audit findings, including any significant deficiencies in internal control that we identify during our audit.

We also provide those charged with governance with a statement that we have complied with relevant ethical requirements regarding independence, and to communicate with them all relationships and other matters that may reasonably be thought to bear on our independence, and where applicable, related safeguards.

From the matters communicated with those charged with governance, we determine those matters that were of most significance in the audit of the Financial Statements of the current period and are therefore the key audit matters. We describe these matters in our auditor's report unless law or regulation precludes public disclosure about the matter or when, in extremely rare circumstances, we determine that a matter should not be communicated in our report because the adverse consequences of doing so would reasonably be expected to outweigh the public interest benefits of such communication.

Report on Other Legal and Regulatory Requirements


- 1 As required by the Companies (Auditor's Report) Order, 2016 ("the Order"), issued by the Central Government of India in terms of sub-section (11) of section 143 of the Companies Act, 2013, we give in the Annexure a statement on the matters specified in paragraphs 3 and 4 of the Order, to the extent applicable.

OR

The provisions of the Companies (Auditor's Report) Order, 2016 ("the Order"), issued by the Central Government of India in terms of sub-section (11) of section 143 of the Companies Act, 2013 is not applicable to the Company since

- (a) It is not a subsidiary or holding company of a public company;
 - (b) Its paid-up capital and reserves and surplus are not more than Rs.1 Crores as at the balance sheet date;
 - (c) Its total borrowings from banks and financial institutions are not more than Rs.1 Crores at any time during the year; and
 - (d) Its turnover for the year is not more than Rs.10 Crores during the year
2. As required by Section 143(3) of the Act, we report that:

- (a) We have sought and obtained all the information and explanations which to the best of our knowledge and belief were necessary for the purposes of our audit.




- (b) In our opinion, proper books of account as required by law have been kept by the Company so far as it appears from our examination of those books [and proper returns adequate for the purposes of our audit have been received from the branches not visited by us.]
- (c) [The reports on the accounts of the branch offices of the Company audited under Section 143(8) of the Act by branch auditors have been sent to us and have been properly dealt with by us in preparing this report.]
- (d) The Balance Sheet, the Statement of Profit and Loss, (the Statement of Changes in Equity) and the Cash Flow Statement dealt with by this Report are in agreement with the books of account [and with the returns received from the branches not visited by us]
- (e) In our opinion, the aforesaid Financial Statements comply with the Accounting Standards specified under Section 133 of the Act, read with Rule 7 of the Companies (Accounts) Rules, 2014.
- (f) On the basis of the written representations received from the directors as on 31st March, 2019 taken on record by the Board of Directors, none of the directors is disqualified as on 31st March, 2019 from being appointed as a director in terms of Section 164(2) of the Act.
- (g) Since the Company's turnover as per last audited Financial Statements is less than Rs.50 Crores and its borrowings from banks and financial institutions at any time during the year is less than Rs.25 Crores, the Company is exempted from getting an audit opinion with respect to the adequacy of the internal financial controls over financial reporting of the company and the operating effectiveness of such controls vide notification dated June 13, 2017;

OR

With respect to the adequacy of the internal financial controls over financial reporting of the Company and the operating effectiveness of such controls, refer to our separate Report in "Annexure A".

- (h) With respect to the other matters to be included in the Auditor's Report in accordance with Rule 11 of the Companies (Audit and Auditors) Rules, 2014, in our opinion and to the best of our information and according to the explanations given to us:
- i. The Company does not have any pending litigations which would impact its financial position.
 - ii. The Company did not have any long-term contracts including derivative contracts for which there were any material foreseeable losses.
 - iii. There were no amounts which were required to be transferred to the Investor Education and Protection Fund by the Company.



for ANKUR GOYAL & COMPANY
Chartered Accountants

CA ANKUR GOYAL

FIRST FLOOR, "NANDAN", L.M.
COMPLEX,, TOWER CHOWK,

FREEGANJ,, UJJAIN-456010 MADHYA
PRADESH
0011407C

Place : ujjain
Date : 05/09/2019

ANNEXURE TO THE AUDITORS' REPORT

The Annexure referred to in our report to the members of VARDAAN BIOTECH PVT LTD for the year ended 31st March, 2019.

On the basis of the information and explanation given to us during the course of our audit, we report that:

1. (a) The company has maintained proper records showing full particulars including quantitative details and situation of its fixed assets.

(b) These fixed assets have been physically verified by the management at reasonable intervals there was no Material discrepancies were noticed on such verification.

(c) Total Assets of company includes Immovable property also and the title deeds of immovable properties are held in the name of the company.
2. Physical verification of inventory has been conducted at reasonable intervals by the management and there is no material discrepancies were noticed
3. The company has not granted any loans secured or unsecured to companies, firms, Limited Liability Partnerships or other parties covered in the register maintained under section 189 of the Companies Act, 2013.
4. In respect of loans, investments, guarantees, and security all mandatory provisions of section 185 and 186 of the Companies Act, 2013 have been complied with.
5. The company has not accepted any deposits.
6. Maintenance of cost records has not been specified by the Central Government under sub-section (1) of section 148 of the Companies Act, 2013.
7. (a) The company is regular in depositing undisputed statutory dues including provident fund, Employee's state insurance, income-tax, sales-tax, service tax, duty of customs, duty of excise, value added tax, cess and any other statutory dues to the appropriate authorities.

(b) Dues of income tax or sales tax or service tax or duty of customs or duty of excise or value added tax have been deposited on time there is no dispute is pending on the part of company.
8. The company hasn't made any default in repayment of loans or borrowing to a financial institution, bank, Government or dues to debenture holders.
9. The company doesn't raise any money by way of initial public offer or further public offer (including debt instruments)
10. Neither company has done any fraud nor by its officers or employees so nothing to be disclosed separately.
11. Managerial remuneration has been paid or provided in accordance with the requisite approvals Mandated by the provisions of section 197 read with Schedule V to the Companies Act.
12. Company is not a Nidhi Company hence nothing to be disclosed for any provisions applicable on Nidhi Company.



13. All transactions with the related parties are in compliance with sections 177 and 188 of Companies Act, 2013 where applicable and the details have been disclosed in the Financial Statements etc. as required by the applicable accounting standards;
14. The company has made private placement of shares during the year & the requirement of section 42 of the Companies Act, 2013 has been complied with and the amount raised has been used for the purpose for which the funds were raised.
15. The company hasn't entered into any non-cash transactions with directors or persons connected with him.
16. The company is not required to be registered under section 45-IA of the Reserve Bank of India Act, 1934.



ANKUR GOYAL & COMPANY
Chartered Accountants

Ankur Goyal

CA ANKUR GOYAL
FIRST FLOOR, "NANDAN", L.M. COMPLEX,,
TOWER CHOWK, FREEGANJ,, UJJAIN-
456010 MADHYA PRADESH

Place : ujjain
Date : 05/09/2019

VARDANI BIOTECH PVT LTD
 CIN : U15495MP2007PTC020132
 BALANCE SHEET AS AT 31/03/2019


In ₹

	Note	31/03/2019	31/03/2018
LIABILITIES			
Shareholders' funds			
Share capital	2.1	13350000.00	6100000.00
Reserves and surplus	2.2	5500527.65	2838423.70
Money received against share warrants		18200527.65	5938423.70
Share application money (pending allotment)		-	-
Non-current liabilities			
Long-term borrowings	2.3	-	273516.00
Deferred tax liabilities (net)	2.4	233122.00	-
Other long-term liabilities		-	-
Long-term provisions		233122.00	273516.00
Current liabilities			
Chartered borrowings	2.5	10522574.00	1362703.15
Trade payables	2.6	5462726.00	7259452.00
Other current liabilities	2.7	47786912.35	634464.00
Short-term provisions	2.8	132297.00	56343.00
		67964609.30	2249429.15
TOTAL		86998258.95	31410168.05
ASSETS			
Non-current assets			
Property, Plant and Equipment			
Tangible assets	2.9	5130738.01	5507034.50
Intangible assets		-	-
Capital work-in-progress		-	-
Intangible assets under development		5130738.01	5507034.50
Non-current investments		-	-
Deferred tax assets (net)		-	-
Long-term loans and advances		-	-
Other non-current assets		6130738.01	5507034.50
Current assets			
Current investments			
Inventories	3.0	57648960.00	16204537.53
Trade receivables	3.1	16405252.00	6835047.50
Cash and cash equivalents	3.2	419731.94	708749.22
Short-term loans and advances	3.3	4584060.00	34000.00
Other current assets	3.4	2802517.00	120900.00
		81867520.94	25203134.25
TOTAL		86998258.95	31410168.85

In terms of our attached report of even date
 For ANKUR GOYAL & COMPANY
 CHARTERED ACCOUNTANTS
 FRN : 0011407C

Ankur Goyal


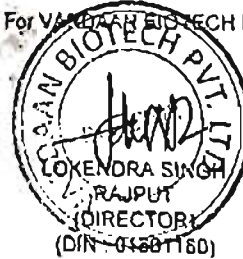
CA ANKUR GOYAL
 (PARTNER)



Place : UJJAIN

Date : 05/09/2018

For VARDANI BIOTECH PVT LTD



NOTES ON ACCOUNTS FOR THE YEAR ENDED MARCH 31, 2019

2.1 Share Capital

Particulars	In ₹	
	31/03/2019	31/03/2018
Authorised 1510000 (1010000) Equity Shares of ₹ 10/- Par Value	15100000.00	10100000.00
Issued 1330000 (610000) Equity Shares of ₹ 10/- Par Value	13300000.00	8100000.00
Subscribed 1330000 (610000) Equity Shares of ₹ 10/- Par Value	13300000.00	6100000.00
Paidup 1330000 (610000) Equity Shares of ₹ 10/- Par Value Fully Paidup	13300000.00	6100000.00
	13300000.00	6100000.00

Holding More Than 5%

Particulars	31/03/2019		31/03/2018	
	Number of Share	% Held	Number of Share	% Held
LOKENDRA SINGH RAJPUT	0	0.00	305000	50.00
RASHMI RAJPUT	0	0.00	305000	50.00

2.2 Reserve and Surplus

Particulars	In ₹	
	31/03/2019	31/03/2018
Profit and Loss Opening	2838423.70	1272429.68
Amount Transferred From Statement of P&L	2662103.95	1565994.02
	5500527.65	2838423.70
	5500527.65	2838423.70

2.3 Long Term Borrowings

Particulars	In ₹	
	31/03/2019	31/03/2018
	0.00	0.00

2.4 Deferred Taxes

Particulars	In ₹	
	31/03/2019	31/03/2018
Deferred Tax Assets		
Unabsorbed Depreciation	40494.00	0.00
	40494.00	0.00
Deferred Tax Liabilities		
Depreciation	273616.00	273616.00
	273616.00	273616.00

2.5 Short Term Borrowings

Particulars	In ₹	
	31/03/2019	31/03/2018
Loans repayable on demand		
Banks		
Secured	0.00	13687703.15
YES BANK WHR LOAN A/C	10582674.00	0.00
S.B.I.WHR FIN.A/C (38140602639)	10582674.00	13687703.15



Particulars	31/03/2019	31/03/2018
Creditors Due Under Micro Enterprises		
AAMLYA POLYMERS LLP, DEWAS	402784.00	0.00
ADRI JUNCTION, JHURIA	20321.00	0.00
AJAY BHARWASTAVA	2467.00	0.00
AJAY TRIPATHI	4877.00	0.00
ANUSHA SUDAN & AGRITECH, ASHOK NAGAR	1480078.00	0.00
ASHOK RAJPUT JI	18898.00	0.00
AYUSH WARE HOUSE	31500.00	0.00
AYUSHMAN CARDST N GRAPHICS UJJAIN	443.00	0.00
BAJIRANG DALI YADAV SALARY	26856.00	0.00
GORAKH PRASAD (SALARY)	21896.00	0.00
GOYAL & COMPANY	38000.00	0.00
GOYAL KRISHI SEVA KENDRA AGAR	9360.00	0.00
HIMANSHU SINGH JADON	122260.00	0.00
HITESH GANTAWAR	31416.00	0.00
IMP BAJIRANG DALI YADAV JI	4223.00	0.00
IMP HITI SHUKAMBI HAU GHANTAWAR	3065.00	0.00
IMP MANOJ KUMAR THAKUR	44122.00	0.00
IMP GORAKH PRASAD OFFICE EXP.	1201.00	0.00
IMP GORAKH PRASAD TRAVELING EXP.	8765.00	0.00
IMP SANJAY KU. SUMAN	9077.00	0.00
IMP SANJAY KUMAR MISHRA	18725.00	0.00
IMP SUDESH JAIN	36759.00	0.00
IMP SUNIL KUMAR SINGH	84468.00	0.00
INDU SCREEN, UJJAIN	3200.00	0.00
JANKAR TRADING CO. TAMSANANDED	2470.00	0.00
KISAN BEEJ BHANDAR, BAGHAULI	910.00	0.00
KISAN BEEJ BHANDAR, MOHANLALGANJ, LUCKNOW	8522.00	0.00
KISAN KRISHI SEVA KENDRA HALDIDALI, NOUTANVA	10037.00	0.00
KISAN MITRA KHAD EVAM PASHU AAHAR KENDRA, GORAKHPUR	23421.00	0.00
LAKSHAN JAISWAL	21512.00	0.00
LAXMINARAYAN CHOUHAN	912.00	0.00
LUV KUSH BEEJ BHANDAR, MUNGER	13458.00	0.00
MAHAK JAIN & ASSOCIATES	5000.00	0.00
MALPANI TRADING COMPANY, JHALAWAD	7100.00	0.00
MANOJ KUMAR THAKUR	31892.00	0.00
MORYA BEEJ BHADAR, SAHGANJ JOUNPUR	28261.00	0.00
MOULI AGRO AGENCIES, BHUSAWAL	3000.00	0.00
NATIONAL BULK HANDLING CORPORATION PVT. LTD	73220.00	0.00
NATIONAL ROAD LINES, WARANGAL	39950.00	0.00
NEW NAMAN ROAD LINES, ASHOK NAGAR	55668.00	0.00
NITESH SHARMA (SALARY)	8037.00	0.00
PADMASHRI SEED FARM, PASCHIM (W.B.)	281028.00	0.00
PADMINI SEEDS JALNA M.H.	26500.00	0.00
PANKAJ SOLANKI	13657.00	0.00
PITAMVER BAGHEL	15000.00	0.00
POONAM KANHOUA	13097.00	0.00
PREM KUMAR MAHTO SALARY	16000.00	0.00
RAHUL SHARMA (POOJA COMPUTER)	10000.00	0.00
RAJENDRA RAI RAFFOO	45176.00	0.00
RALIN POLYMERS PVT. LTD.	332276.00	0.00
RATI RAM	7000.00	0.00
RUDRAPRATAP SHAHI	2531.00	0.00
SANDEEP SHAKYA	2937.00	0.00
SANJAY KRISHI SEVA KENDRA, REHTI	2820.00	0.00
SANJAY KUMAR SUMAN	10112.00	0.00
SANJAY MISHRA	13234.00	0.00
SHANTILAL DANGAR	6000.00	0.00
SHARMA KRISHI KENDRA, SOYATKALA	1520.00	0.00
SHIVANI PRINTERS, UJJAIN	61500.00	0.00
SHIVSHRASTI KRISHI KENDRA, HADGAON	25000.00	0.00
SHUBHAM TANWAR	5175.00	0.00
SMT. PUSHPA RAJPUT JI	400000.00	0.00
SMT. RASHMI RAJPUT JI (VARDAAN W/H)	900000.00	0.00
SRIJAN IMAGICRAFT PVT.LTD.	10000.00	0.00
SUDHIR BHAWSAR SALARY	13657.00	0.00
SUNIL KUMAR SINGH	24980.00	0.00
TIWARI KRISHI KENDRA, AGAR	601.00	0.00
TRIVEDI PESTICIDES, UNNAV	10088.00	0.00
VIJAY PRAKASH SHUKLA	9000.00	0.00
Other	0.00	41814.00



Creditors Due others		
BIHAGWAN SINGH / HAKAMSINGH JALALKHEDI		
ASGAR / IBRAHIM, NALESHREE (DHONJUKHEDI)	167500.00	0.00
ALLANUR/HAJI ASGAR PATEL, NALESHRI	175134.00	0.00
BALUSINGH / BAPU SINGH, BRIJRAJ KHEDI	213620.00	0.00
BALESHWAR / TOLARAM, KARNAVAD	266628.00	0.00
KESAR SINGH / TOLARAM, KARNAVAD	277681.00	0.00
FARUKH PATEL AJIJ PATEL, NALESHREE	281180.00	0.00
KARANSINGH BHAIRUSINGH, KUWARIYA	422310.00	0.00
HAJI RAIS; HAJI IBRAHIM, NALESHRI TARANA	446668.00	0.00
Tolaram/ Bheruji Anjana, Kasba Ujjain	608701.00	0.00
Ratansingh / Ambaram Ji, Brajrajkhedi	137680.00	0.00
Ramchandra / Bherulal Gothada	71935.00	0.00
Rajendra Choudhary	5079.00	0.00
Rajat Enterprises Food Agro, Ujjain	110000.00	0.00
Kolusingh/ Tolaram, Karnavad	464193.00	0.00
Jaswantsingh/ Hakamsingh, Jalalkhedi	116517.00	0.00
Hiralal / Ambaramji, Brajrajkhedi	83640.00	0.00
Hakamsingh / Bherulal, Gothada	80934.00	0.00
Hakamsingh / Ambaram, Eitava	5076.00	0.00
Dilip Kumar Pukhraj	430588.00	0.00
Sundry Creditors	74344.00	0.00
	0.00	7216528.00
	9462726.00	7258452.00

2.7 Other Current Liabilities

Particulars	31/03/2019	31/03/2018
Other payables		
Employee Related		
Other		
D.V. YARDACHARULU	0.00	78114.00
K. PRABHAKAR RADDY	0.00	35246.00
RAJEEV KUSHIWAHA	0.00	18511.00
Tax Payable		
TDS	0.00	3873.00
TDS		
Other	(1260.00)	0.00
GST RECEIVABLE	0.00	8220.00
GST		
Retention Money Payble	960000.00	0.00
DEALER SHIP DEPOSIT		
Other Current Liabilities		
ABHINAV KRUSHI UDYOG, PARATWADA	300000.00	0.00
ANAND KRISHI KENDRA BADNERA AMRAWATI	2100000.00	0.00
ANAND KRISHI SEVA KENDRA, MALEGAON, WASHIM	837330.00	0.00
ANAND KRISHI SEVA KENDRA, YEODA	500000.00	0.00
ASHISH KRUSHI SEVA KENDRA, WASHIM	1783760.00	0.00
ATUL TRADING COMPANY KARANJA WASHIM	1653500.00	0.00
BALAJI FERTILIZER, WARORA	2297759.00	0.00
BALAJI KRUSHI SEVA KENDRA, NANDED	250000.00	0.00
BHUSHAN AGRO AGENCIES, NAGPUR	100000.00	0.00
BISEN KRISHI KENDRA, LALBARRA	488000.00	0.00
CHANDAK KRUSHI KENDR WARDHA	321000.00	0.00
DATTA KRISHI MANDIR AMRAVATI	200000.00	0.00
DILIP BEEJ BHANDAR, SARAIKELA	150000.00	0.00
DIWASE KRISHI KENDRA, BHADRAWATI	75751.00	0.00
GANESH BEEJ BHANDAR GODDA JHARKHAND	283114.00	0.00
JETHMAL BHAWARLAL SARDA, CHANDRAPUR	2087850.00	0.00
KEDAR KRUSHI SEVA KENDRA, LATUR	200000.00	0.00
KHANDELWAL KHAD BHANDAR WARA SEONI	200000.00	0.00
KISAN KRISHI SEVA KENDRA CHANDRAPUR	200000.00	0.00
KRISHI SAMRUDDHI, AMRAWATI	484662.00	0.00



KRUSHI VAIBHAV SEEDS & FERTILIZER PVT. LTD. ARNI	24372105.00	0.00
KUMAR SEEDS CENTER, BHAGALPUR	300000.00	0.00
NEHA ENTERPRISES, LATUR	100000.00	0.00
PATEL KRISHI SEVA KENDRA, BELKONI-NANDED	146492.30	0.00
PRAKASH BEEJ BHANDAR, ITKHORI	48300.00	0.00
PRATHAVI AGRO SERVICES, AHMEDNAGAR	150000.00	0.00
PUNJAS BEEJ BHANDAR, LUCKNOW	110000.00	0.00
R.R. HEDA MANORA, WASHIM	332714.00	0.00
RATHI SEEDS COMPANY, WARDHA	1020000.00	0.00
SAI VEER KRISHI VIKAS KENDRA, RAIPUR	316377.00	0.00
SHRI GIRIRAJ TRADERS, JHALRAPATAN	100000.00	0.00
SHRI OM KRUSHI SEVA KENDRA NANDED	101000.00	0.00
SNEH SAGAR ENTERPRISES AKOLA	1500000.00	0.00
SUVED SEEDS MARKETING WARDHA	200000.00	0.00
TAORI KRUSHI KENDRA, KELZARA-WARDHA	400000.00	0.00
VARUN SEEDS AND FERTILLZER SELU	300000.00	0.00
VASUNDHARA FERTILIZER, NANDED	1987562.00	0.00
VYANKATESH KRUSHI SEWA, WASHIM	997056.00	0.00
YOGENDRA KRISHI VIKAS KENDRA, BARGHAT SEONI	33840.00	0.00
DEALER SHIP DEPOSIT	0.00	525000.00
	47786912.30	555484.00

2.8 Short Term Provisions

Particulars	31/03/2019	31/03/2018
Employee Benefits		
Provident Fund Scheme		
EMPLOYEE CONTRIBUTION OF P.F.	22405.00	0.00
Other Employee Liabilities Related Provision		
EMPLOYEE CONTRIBUTION OF ESIC	3819.00	0.00
Tax Provision		
Current Tax		
PROVISION FOR INCOME TAX	0.00	559010.00
Others		
ANKUR GOYAL & CO.	51090.00	13500.00
TDS (PROFESSIONAL) 94 J	6780.00	0.00
TDS (RENT) 94 I	29000.00	0.00
TDS (SALARY)	19200.00	0.00
	132297.00	592510.00



2.0 Tangible assets

In ₹

Particulars	Gross				Depreciation					Impairment				Net	
	Opening	Addition	Deduct ion	Closing	Opening	During Period	Deduction	Other Adj	Closing	Opening	During Period	Reversal	Closing	Closing	Opening
Buildings	4315532.13			4315532.13	612247.00	62485.00			674732.00					3751295.13	3752255.13
BUILDING	4315532.13			4315532.13	612247.00	62485.00			674732.00					3751295.13	3752255.13
Total															
Plant and Machinery	158405.00			158405.00	1105.300	21547.00			132161.00					25214.00	47794.00
OFFICE EQUIPMENT	77339.00			77339.00	31523.00	18171.00			49169.00					28170.00	49169.00
COMPUTER & PERIPHERAL	34400.00			34400.00	4194.00	5465.00			40235.00					24165.00	33715.00
Welding Equip & Scaffolding	45131.34			45131.34	2065.00	3254.00			12307.00					32826.34	45131.34
MACHINERY	140000.00			140000.00	15769.00	22833.00			142430.00					25261.00	25261.00
AIR CONDITIONER	35000.00			35000.00	6162.00	2220.00			11218.00					23782.00	11218.00
CONVEYER	573750.00			573750.00	65333.01	91205.00			102908.01					470841.99	102908.01
SCREEN COATING MACHINERY	215750.00			215750.00	51205.00	42357.00			122188.00					103562.00	122188.00
MACHINERY ATTACH	104300.00			104300.00	10253.00	17015.00			27568.00					76732.00	104300.00
SCREEN PURCHASE	32500.00			32500.00	5573.00	4536.00			10393.00					22107.00	10393.00
Plant & Machinery	50000.00	15782.00		65782.00	4651.00	5253.00			13974.00					51808.00	65782.00
MACHINERY EQUIPMENT	1845875.35	15782.00		1851657.35	350703.00	294541.00			645244.00					1206413.35	1851657.35
Total															
Equipments															
Office Equipments															
AIR CONDITIONER	35501.00			35501.00	1568.74	8548.74			24717.00					10782.97	10782.97
Total	35501.00			35501.00	1568.74	8548.74			24717.00					10782.97	10782.97
Computer Equipments															
COMPUTER	40500.00	55750.00		96250.00	23754.22	26494.25			50248.47					46001.53	50248.47
Total	40500.00	55750.00		96250.00	23754.22	26494.25			50248.47					46001.53	50248.47
Furniture and Fixtures															
FURNITURE	311904.00			311904.00	119705.00	49750.00			169449.00					142455.00	169449.00
Total	311904.00			311904.00	119705.00	49750.00			169449.00					142455.00	169449.00
Grand Total	6549312.51	71532.00	0.00	6620844.51	1042278.00	447821.49	0.00	0.00	1490108.50	0.00	0.00	0.00	0.00	5130738.01	6620844.51
Previous	4856630.13	1692682.38	0.00	6549312.51	589210.00	453068.00			1042278.00	0.00	0.00	0.00	0.00	5507934.50	6549312.51



Particulars	31/03/2019	31/03/2018
Finished Goods		
STOCK	47649366.00	18204527.53
	57640366.00	18204527.53

3.1 Trade receivables

Particulars	31/03/2019	31/03/2018
Trade Receivable		
Secured, considered good		
Within Six Months		
Sundry Debtors	0.00	632647.00
Exceeding Six Months		
ADITYA ENTERPRISES, GORADIH	50000.00	0.00
ADVOCATE MATHURJI	5000.00	0.00
AGRO SEEDS & BIOTECH (ASHOK NAGAR)	7452402.00	0.00
AJANTHA AGRO AGENCIES, AKOLA,	27959.00	0.00
ANIL TANWAR	30204.00	0.00
ANKIT FERTILISER, BIHAR	543132.00	0.00
ANKU KRISHI KENDRA, PATNA (SALES A/C)	32571.00	0.00
ASHIRWAD TRADERS, MUJAFFARPUR	134340.00	0.00
ASHISH PAREGI (SALARY)	18253.00	0.00
BADRILAL / SHANKARLAL, CHIRMIYA	20900.00	0.00
BAHETI KRISHI SEVA KENDRA, MANGRUPR	21452.00	0.00
CHAMAN TRADERS KHAD BEEJ BHANDAR, BIHAR	18258.00	0.00
CHANDRA BEEJ BHANDAR, HARNOUT NALAND	6575.00	0.00
CHETANYA TRADERS, LAKHBOON	15120.00	0.00
DATTAKRIPA FERTILIZER, LOHAGOAN	22250.00	0.00
DURGAPRASAD JATAV	325.00	0.00
DURGESH AGRI CLINIC & AGRI BUSINESS, BULANDSHAHAH	11664.00	0.00
FIRANGI LAL KUSHWAH, KATIHAR, BIHAR	59450.00	0.00
GAJANAN AGENCIES, JAWALA BAZAAR PARBHANI	48230.00	0.00
GUPTA BEEJ BHANDAR, JHANSI	194273.00	0.00
HAKAMSINGH, JHOKRA (SUSNER-MAHAVIR)	79518.00	0.00
HARIRAM / BHERULAL, GOTHADA (GANGEDI)	26750.00	0.00
HARIYALI BEEJ BHANDAR, NAWADA	12000.00	0.00
HARIYALI KRISHI KENDRA, GAYA	15510.00	0.00
IMP SUMITRA BAI BHOME	25000.00	0.00
IMP. AJAY SHRIWASTAWA	2225.00	0.00
INDIAN AGRO, BIHAR	45512.00	0.00
INDIAN BEEJ BHANDAR, MULTAI	41000.00	0.00
JAI MA BHOWANI BEEJ BHANDAR, ARA	12015.00	0.00
JAJU BEEJ COMPANY, BALRAMPUR	3725.00	0.00
JYOTI KRISHI KENDRA AVAM HARDEWARE, BARGHAT (SEONI)	11071.00	0.00
KALPANA TRADING CO.	102920.00	0.00
KANAHIYA LAL MAHAVAR	20089.00	0.00
KASHI BEEJ CO. SONBHADRA-ROBERTGANJ	182318.00	0.00
KAVEHDRA YADAV	583984.00	0.00
KHANDLWAL SALES ORG. UJJAIN	300040.00	0.00
KHETI BAADI, SAMSTIPUR	6000.00	0.00
KISHAN BEEJ BHANDAR KANDIRGANJ NAWADA	20000.00	0.00
KRISHAK SEWA KENDRA JHARKHAND	32002.00	0.00
KRISHI SAMADHAN KENDRA, GARKHA-CHAPRA	8156.00	0.00
KRISHI VIKAS KENDRA, JAMUHI	87520.00	0.00
KRISHI BEEJ BHANDAR, JUNARDEO	54550.00	0.00
KUMAR BEEJ BHANDAR, AURANGABAD	11325.00	0.00
KUSHWAHA BEEJ BHANDAR, MUJAFFERPUR	71320.00	0.00
KUSHWAHA BEEJ BHANDAR, GAYA	33774.00	0.00
KUSHWAHA FERTILIZER CENTER, KATIHAR	17808.00	0.00
MAA AMBEY BEEJ BHANDAR, SEONI	64632.00	0.00
MAA BUAADATI TRADING COMPANY, KHAGARIA	29880.00	0.00
MAA TARA TRADERS, NATHNAGAR	41605.00	0.00
MAHAVEER AGRO BIHARSHARIF	2570183.00	0.00
MALWA MEALS	5319.00	0.00
MANDAL TRADING, RANIGANJ	108580.00	0.00
NARAYAN TRADERS, LAKHISARAI	19735.00	0.00
NARAYANDAS KHANDLWAL KRISHI KENDRA, MANDLA	8832.00	0.00
NEW AGARWAL BEEJ BHANDAR SATNA	54000.00	0.00



NEW JAI KISAN BEEJ BHANDAR, DATIA	245629.00	0.00
NIRDHAY SINGH / TOLARAM, MULLAPURA	107750.00	0.00
PAKIZA ENTERPRISES, KHATEGAON	272740.00	0.00
PANWAR KRISHI KENDRA, GANGIWADA	56262.00	0.00
PARI TRADING COMPANY, SATNA	11810.00	0.00
PATEL KRISHI ARI SEONI	8480.00	0.00
PRAKASH BEEJ BHANDAR, DANAPUR	78250.00	0.00
PROFILES PACKAGING	5500.00	0.00
PURVANCHAL SEEDS & PESTICIDS, BAHARAICH	8939.00	0.00
R.K. TRADING CO FORBISGANJ, ARORIYA	12570.00	0.00
RAHUL KRISHI SEWA KENDRA,	11550.00	0.00
RAJ KRISHI KENDRA, SINGODI	3050.00	0.00
RAJA KRISHI KENDRA, BANKA	207888.00	0.00
RAJKUMAR AGARWAL, BANKA	99136.00	0.00
RISHI TRADERS, NAINPUR	12000.00	0.00
ROHIT KHAD BEEJ BHANDAR SATNA	99720.00	0.00
SAGAR BEEJ BHANDAR, BUXAR	93528.00	0.00
SAHU KRISHI SEVA KENDRA, KATKUI	10108.00	0.00
SAI BABA KRISHI SEVA KENDRA, UMRI-NANDED	128000.00	0.00
SATGURU BEEJ BHANDAR GYALIOR	150800.00	0.00
SHANTI ENTERPRISES, GARWAH	104570.00	0.00
SHETKARI KRUSHI SEVA KENDRA DHARIAABAD	12550.00	0.00
SHIV KRIPA KRASHI SEVA KENDRA, DEGLUR, NANDED	21000.00	0.00
SHIV SHAKTI ENTERPRISES, MADANPUR, AURANGABAD	269543.00	0.00
SHIVHARE KRASHI KENDRA FAIZABAD	19300.00	0.00
SHRI BALAJI KRISHI KENDRA HINGOLI	17200.00	0.00
SHRI BEEJ BHANDAR SIWAN	39217.00	0.00
SHRI DURGA BEEJ BHANDAR, AURANGABAD	3520.00	0.00
SHRI GANESH KHAD & BEEJ BHANDAR, BHIND	38626.00	0.00
SHRI GOYAL FERTILIZER, SEONI, KANIWADA	4130.00	0.00
SHRI HATH KRISHI SADAN KENDRA, KHARGONE	58500.00	0.00
SHRI SUDH GURU KHAD BEEJ BHANDAR DABRA	4040.00	0.00
SIV SEEDS PVT LTD	291780.00	0.00
SUDESHI JAIN SALARY	3200.00	0.00
SUNIL SINGH, BIHAR (SALES)	45520.00	0.00
SWASTIK TRADERS, AMMARWADA	34550.00	0.00
VAIBHAV KRISHI KENDRA, BARASEONI (BALAGHAT)	59040.00	0.00
VIKAS KRISHI KENDRA, GAYA	74316.00	0.00
VIKRAMSINGH / LAXMAN JI LASUDIYABAZAR	28800.00	0.00
VIRAJ AGRO BHADRAWATI, CHANDRAPUR	3439.00	0.00
	16406262.00	6836047.60

3.2 Cash and cash equivalents

Particulars	31/03/2019	31/03/2018
Cash In Hand	319513.00	684786.00
Balances With Banks		
Balance With Scheduled Banks		
Current Account		
BOI-910920110000239	1975.15	17635.51
PUNJAB NATIONAL BANK A/C -0459002100045974	98035.87	5525.48
YES BANK 038183800000172	0.00	802.13
SBI A/C - 38061301234	207.92	0.00
	419731.94	708749.22

3.3 Short-term loans and advances

Particulars	31/03/2019	31/03/2018
Loans and advances to others		
Secured, considered good.		
ATMARAM / MOTIRAM PIPLIYA	197000.00	0.00
BAPUSINGH / RUGHNATH BALODA	191000.00	0.00
COMMERCIAL TAX F.D.R A/C	5000.00	0.00
FARUKH / AZIZ PATEL, NALESHRI	551565.00	0.00
HAJI RAES / IBRAHIM, NALESHIR	568495.00	0.00
INDAR SING / RATANSING RUI	192000.00	0.00
JIVAN / GOVARDHAN TULAHEDA	189000.00	0.00
KARANSING / MANGILAL DHANDA BHALLA	188000.00	0.00
LAKHAN / DASHRAT PALKHEDI	195000.00	0.00
LILA BAI BHANWAR SING ALOTJAGIR	195000.00	0.00
PRAHLAD / KANWAR JHOKRA	192000.00	0.00



PURALAL / RANGHAI LAUDHIVAJAR	18000.00	0.00
PUSHPA KIRAN JI	10000.00	0.00
RAHUL / GYANJEE JIMHARPIYA	192000.00	0.00
KARTIK / KACHRO KADCHA	113000.00	0.00
RAHIBHVAR / DALI KIRAL KHEDA	193000.00	0.00
ROHIT / BHANING SIKHADARI	193000.00	0.00
SANJIV / DADRILAL JHOKIA	193000.00	0.00
SEVARAM / RAMSING JATROI	190000.00	0.00
SHANKARILAL / DALACHUR AJAMPURIA	193000.00	0.00
TARUN / LAKHMANASAR KADCHA	190000.00	0.00
VIKRAM / RAMSING POUHARWADA	192000.00	0.00
CURRENT TAX 10% A.C.	0.00	5000.00
PUSHPA KIRAN	0.00	20000.00
	4684050.00	34000.00

3.4 Other current assets

Particulars	31/03/2019	11/03/2018
INCOME TAX	0.00	100000.00
ADVANCE TAX	850000.00	0.00
MISC. EXP. (WRITTEN OFF)	20200.00	20200.00
UNITED INDIA INSURANCE COMPANY	1930829.00	0.00
CGST CASH LEDGER	3444.00	0.00
SGST CASH LEDGER	3444.00	0.00
	2808517.00	120200.00


In terms of our attached report of even date
 For ANKUR GOYAL & COMPANY
 CHARTERED ACCOUNTANTS
 FRN 0011407C

Ankur Goyal
 ANKUR GOYAL
 (PARTNER)



Place : UJJAIN
 Date : 05/09/2019

For VARDAN BIOTECH PVT LTD



VARDAN BIOTECH PVT LTD
CIN : U15495MP2007PTC020132
STATEMENT OF PROFIT AND LOSS FOR THE YEAR ENDED 31/03/2019

Particulars	Note	In ₹	
		31/03/2019	31/03/2018
Revenue from operations	3.5	199983148.81	231304261.71
Other Income	3.6	44446.00	42226.00
Total Revenue		200027592.81	231346487.71
Expenses			
Cost of materials consumed			
Purchases of Stock-in-Trade			
Changes in inventories of finished goods work-in-progress and Stock-in-Trade	3.7		
Employee benefits expense	3.8	197678143.26	174975330.32
Finance costs	3.9	(3944422.47)	16094937.47
Depreciation and amortization expense	4.0	6223360.03	5150225.00
Other expenses	4.1	1515119.25	2026871.75
Total expenses	4.2	447828.49	453068.01
	4.3	30967014.33	27804025.54
Profit before exceptional, extraordinary and prior period items and tax		197405987.86	229153619.69
Exceptional items		2621609.95	2190109.02
Profit before extraordinary and prior period items and tax		2621609.95	2190169.02
Extraordinary items		2621609.95	2190169.02
Profit before prior period items and tax		2621609.95	2190169.02
Prior Period Items		2621609.95	2190169.02
Profit before tax	4.4	2621609.95	2190169.02
Tax expense		2621609.95	2190169.02
Current tax	4.5		569010.00
Deferred tax		(40494.00)	51154.00
Prof/(loss) for the period from continuing operations		2662103.95	1565994.02
Prof/(loss) from discontinuing operations			
Tax expense of discontinuing operations			
Prof/(loss) from Discontinuing operations (after tax)			
Prof/(loss) for the period		2662103.95	1565994.02
Earnings per equity share	4.6		
Basic			
Diluted			


In terms of our attached report of even date
for ANKUR GOYAL & COMPANY
CHARTERED ACCOUNTANTS
FRN 0011407C

Ankur Goyal
CA ANKUR GOYAL
(PARTNER)



Place : UJJAIN
Date : 05/09/2019

For VARDAN BIOTECH PVT LTD



NOTES ON ACCOUNTS FOR THE YEAR ENDED MARCH 31, 2019

3.5 Revenue from operations

Particulars	In ₹	
	31/03/2019	31/03/2018
Sale of Products		
Traded Goods		
RAJRA SALE A/C		2741200.00
RAJRA SALE RETURN	0.00	(1271150.00)
RAJRA SEED SALE A/C	0.00	0.00
MAIZE SALES A/C	1164615.50	11492025.00
MAIZE SALES RETURN A/C	0.00	(5251158.00)
MAIZE SEEDS SALES A/C	0.00	0.00
MAIZE U/S	738722.50	0.00
MUSTARD SALE U/S	100954.00	0.00
MUSTARD SEEDS SALE	76220.85	0.00
MUSTARD SEEDS SALE A/C	0.00	3222410.00
MUSTARD SEEDS SALES RETURN	1833202.00	0.00
PADDY SALE A/C	0.00	(1541100.00)
PADDY SALES RETURN A/C	0.00	13715203.00
PADDY SEEDS SALE A/C	0.00	(2393154.00)
PADDY SEEDS U/S	13614132.00	0.00
PEA SEEDS SALES RETURN	167951.25	3.00
PEA SEEDS SALE	0.00	(1355225.00)
PEA SEEDS SALE A/C	0.00	2559575.50
SOYBEAN SEEDS SALE A/C	1603775.00	0.00
SOYBEAN SEEDS SALE RETURN	69562409.42	22222227.50
SOYBEAN U/S SALE	0.00	(50000.00)
SSG SALES RETURN	2104993.42	0.00
SSG SALES A/C	0.00	(227000.00)
VEGETABLE SALES A/C	4940.00	100000.00
VEGETABLE SALES RETURN	0.00	(100000.00)
VEGETABLE SEEDS SALES A/C	0.00	(227000.00)
WHEAT SALE U/S	25124.69	0.00
WHEAT SEEDS SALES A/C	12837441.16	0.00
WHEAT SEEDS SALES RETURN	96148029.00	126275015.71
	0.00	(3845685.80)
	199983146.81	231304221.71

3.6 Other income

Particulars	In ₹	
	31/03/2019	31/03/2018
Interest		
DISCOUNT REC.	44446.00	0.00
Miscellaneous		
DISCOUNT REC.	0.00	510.00
MISC. INCOME	0.00	44268.00
REFUND TRAVELING TICKET	0.00	320.00
	44446.00	45528.00

3.7 Cost of materials consumed

Particulars	In ₹	
	31/03/2019	31/03/2018
	0.00	0.00



3.8 Purchases of Stock-in-Trade

Particulars	31/03/2019	31/03/2018
Finished Goods		
VEGETABLE PURCHASE RETURN	0.00	(1073400.00)
VEGETABLE PURCHASE A/C	1840045.70	833075.00
SOYABEAN PURCHASE A/C	76296645.30	61346735.59
S.S.G PURCHASE	0.00	325500.00
PEA PURCHASE A/C	1960515.00	1492400.00
PADDY PURCHASE A/C	7792309.50	8170528.35
MUSTARD PURCHASE RETURN	0.00	(453284.00)
MUSTARD PURCHASE A/C	569035.00	1277600.00
MAIZE PURCHASE A/C	436200.00	2012400.00
BAJARA PURCHASE A/C	721912.50	926324.00
WHEAT PURCHASE A/C	105175978.26	100108051.98
CORIENDER SEEDS PURCHASE	2900000.00	0.00
SHORTAGE STOCK IN PURCHASE	(14498.00)	0.00
	197678143.26	174975930.92

3.9 Changes in inventories of finished goods, work-in-progress and Stock-in-Trade

Particulars	31/03/2019	31/03/2018
Opening		
Finished Goods	18204537.53	34299175.00
	18204537.53	34299175.00
Closing		
Finished Goods	57648960.00	18204537.53
	57648960.00	18204537.53
Increase/Decrease		
Finished Goods	(39444422.47)	16094637.47
	(39444422.47)	16094637.47

Details of Changes in Inventory

Particulars	31/03/2019	31/03/2018
Stock in Trade		
Finished Goods		
SEEDS	(39444422.47)	16094637.47
	(39444422.47)	16094637.47

4.0 Employee benefits expense

Particulars	31/03/2019	31/03/2018
Salary, Wages & Bonus		
SALARY EXP.	6113940.00	6199035.00
INCENTIVE TO EMPLOYEE	109360.00	0.00
	6223300.00	6199035.00

4.1 Finance costs

Particulars	31/03/2019	31/03/2018
Interest Expenses		
Interest Expenses		
BANK INTEREST PAID	1459474.25	1837050.05
Bank Charges		
BANK CHARGES	55645.00	189821.70
	1515119.25	2026871.75

4.2 Depreciation and amortisation expense

Particulars	31/03/2019	31/03/2018
Depreciation & Amortisation		
Depreciation Tangible Assets	447828.49	453068.01
	447828.49	453068.01



4.3 Other expenses

Particulars	31/03/2019	In ₹ 31/03/2018
Manufacturing Service Costs Expenses		
Cost of Taxes and Others Levies By Government, Local Authorities		
ENTRY TAX	0.00	79319.00
CGSI	0.00	234181.14
SGST	0.00	234181.14
IGST	0.00	146894.75
Other Manufacturing Costs		
PACKAGING MATERIAL EXP.	2779421.66	1024795.00
PACKAGING MATERIAL PURCHASE	1156476.00	3283014.00
PACKAGING MATERIAL PURCHASE @ 18%	1203432.46	1748916.50
PACKAGING MATERIAL EXPENCES	223741.00	5.00
COURIER CHARGES	0.00	475.00
PACKAGING MATERIAL PURCHASE (HYD.)	0.00	2627420.00
PACKAGING MATERIAL @ GST 12%	0.00	68124.00
PACKAGING MATERIAL GST @ 28%	0.00	1650.00
PACKAGING PURCHASE GST @ 5%	0.00	25550.00
PACKAGING MATERIAL 28 %	0.00	1600.00
PACKING MATERIAL IGST	0.00	240333.00
P & F CHARGES GST @ 5%	0.00	3250.00
Administrative and General Expenses		
Telephone Postage		
POSTAGE & COURIER EXP	4898.00	10176.00
TELEPHONE EXP.	80900.00	137921.31
COURIER CHARGES	7385.00	0.00
Printing Stationery		
PRINTING EXP	52615.00	0.00
STATIONERY & PRINTING	0.00	17552.00
Rent Rates And taxes		
GODOWN RENT (C & F)	43715.00	53100.00
GODOWN RENT (SHUBHAM LOGI.)	18439.00	143050.00
OFFICE RENT	1574000.00	295500.00
WAREHOUSE RENT A/C	1973000.00	784000.00
GODOWN RENT (HYD)	0.00	40577.00
Auditors Remuneration		
Audit Fees	10200.00	17200.00
AUDIT FEES 2018-19	10200.00	0.00
Repairs Maintenance Expenses		
PLANT & MACHINERY MAINT. EXP.	198636.00	0.00
REPAIR & MAINTANANCE	0.00	46977.00
Electricity Expenses		
ELECTRICITY EXP.	68656.20	155052.00
Travelling Conveyance		
CONVEYANCE EXP.	0.00	602501.67
Legal and Professional Charges		
LEGAL & PROFESSIONAL	155880.00	476360.00
PROFESSIONAL CHARGES	225020.00	155441.00
LEGAL FEES	19112.00	0.00
Insurance Expenses		
INSURANCE EXP.	169495.00	70141.00
Vehicle Running Expenses		
VEHICLE & MAINTANANCE EXP.	86762.00	231435.00
Selling Distribution Expenses		
Advertising Promotional Expenses		
ADVERTISMENT EXP.	139800.00	429175.00
SALES PROMOTION EXP.	0.00	235595.00
Transportation Distribution Expenses		
TRANSPORT EXP.	6055528.00	3934201.00
DAALA (HAMMALI)	3220.00	0.00
HAMMALI (BARDAAN RAFFOO)	208846.00	0.00
HAMMALI EXP.	775596.00	1140282.00
Other Expenses		
CAUTION & SAFTY(OFFICE EXP.)	258637.22	42609.35
COMPUTER EXP.	111446.00	40675.59
DISCOUNT PAID	3407653.25	3141971.50
M.P. STATE SEED CERTIFIED	1332805.00	1345941.00
OFFICE EXPENCES	550324.04	0.00
RATE DIFFERANCE	1825789.00	2865810.72
ROUND OFF A/C	18.92	21608.19
SEED LICENCE FEES	367500.00	37500.00



THE SOYABEAN PROCESSORS ASSOCIATION OF INDIA
 INTEREST ON IT
 APPEALS FEES
 CAPITAL INFUSION FEES
 CGST LATE FEES
 COMMISSION EXP.
 COMPENSATION PAID
 EMPLOYER CONTRIBUTION OF P.F.
 ISO(INDIAN STANDARD ORGANISATION)
 KANTA WEIGHT DIFF.
 LOSS BY DISPOSAL
 MARKETING EXP.
 PF CHARGES
 PROCESSING FEE LOAN A/C
 ROC COMPLIANCE FEES
 SEEDS PROCESSING EXP.
 SGST LATE FEES
 SHIFTING CHARGES
 STATIONERY & PRINTING
 TOUR EXPENSE
 CONVEYANCE EXP.
 EXP WRITTEN OFF
 INTERNATIONAL ACHIEVERS CONFERENCE, BANGKOK
 PROCESSING & PACKAGING EXP.
 SEEDS LOSS IN GERMINATION
 PLANT AND MACHINERY MAINT. EXP.
 OFFICE EXP.

124525.00	
49490.00	15525.00
77500.00	13755.00
37500.00	0.00
5320.00	0.00
53140.00	0.00
158400.00	0.00
109347.00	0.00
15000.00	0.00
1488.00	0.00
32334.78	0.00
1067342.50	0.00
9095.00	0.00
141200.00	0.00
37840.00	0.00
2261272.00	0.00
5320.00	0.00
121000.00	0.00
106755.00	0.00
16265.00	0.00
1455916.20	0.00
0.00	32200.00
0.00	116000.00
0.00	211702.00
0.00	347454.00
0.00	153724.00
0.00	2235731.00
30986014.33	25404025.54

4.4 Prior Period items

Particulars	31/03/2019	31/03/2018
	0.00	0.00

4.5 Tax expense

Particulars	31/03/2019	31/03/2018
Current tax		
TAX EXPENSE	0.00	658012.00
Deferred tax		
DEFERRED ASSETS	(40494.00)	0.00
DEFERRED TAX	0.00	51134.00
	(40494.00)	630174.00

4.6 Earnings per equity share

Particulars	31/03/2019	31/03/2018
Earnings Per Equity Share		
Basic		

In terms of our attached report of even date
 For ANKUR GOYAL & COMPANY
 CHARTERED ACCOUNTANTS
 FRN : 0011407C

CA ANKUR GOYAL
 (PARTNER)



For VARDAMAN BIOTECH PVT LTD



Place : UJJAIN
 Date : 05/09/2019

[PART IV]
BALANCE-SHEET ABSTRACT AND COMPANY'S GENERAL BUSINESS PROFILE
 (or in the case the first return at any time since the incorporation of the company)

I. Registration Details

Registration No.	U15195MP200	State Code
	7PTC020132	
Balance Sheet date	31/03/2019	

II. Capital raised during the year (amount Rs. thousands)

Public Issue	Nil	Rights Issue	Nil
Bonus Issue	Nil	Private Placement	Nil

III. Position of mobilisation and deployment of funds (amount in Rs. Thousands)

Total liabilities	86,998.26	Total assets	86,998.26
-------------------	-----------	--------------	-----------

Equity and Liabilities

Paid-up-capital	13,300.00	Reserves and surplus	5,500.52
Money against share warrant	Nil	Share application money pending allotment	Nil
Non - Current Liabilities	Nil	Current Liabilities	67,964.51
Defer Tax Liability	233.12		

Assets

Net fixed assets	5,130.74	Investments	Nil
Net current assets	77,283.46	Loans and advances	4,584.06
Other non current assets	Nil		

IV. Performance of company (amount in Rs. Thousands)

Turnover	1,99,983.15	Other Income	41.45
Total expenditure	1,97,405.98	Profit/loss before tax	2,521.61
Profit/loss after tax	2,662.10	Earning per share in Rs.	Nil
Dividend rate %	Nil		

V. Generic names of three principal products/services of company (as per monetary terms)

Item Code No. (ITC Code)
 Product description

Item Code No. (ITC Code)
 Product description

Item Code No. (ITC Code)
 Product description



VARDAAN BIOTECH PVT LTD
CIN : U15495MP2007PTC020132
CASH FLOW STATEMENT AS AT 31/03/2019

Particulars	31/03/2019	31/03/2018
Cash Flows from Operating Activities		
Net Profit Before Tax and Extra Ordinary Items	2621609.95	2196168.02
Adjustment For	447828.49	453068.01
Depreciation		
Foreign Exchange		
Gain or loss of Sale of Fixed assets		
Gain or loss of Investment		
Finance Cost	1459474.25	1837050.05
Dividend Income		
Other adjustment of non cash Item		
Other adjustment to reconcile Profit		
Total Adjustment to Profit/Loss (A)	3069438.44	2649236.03
Adjustment For working Capital Change		
Adjustment for Increase/Decrease in Inventories	-3944442.47	16094637.47
Adjustment for Increase/Decrease in Trade Receivables	-9571204.4	-478593.35
Adjustment for Increase/Decrease in Other Current Assets	-7237777	54290.00
Adjustment for Increase/Decrease in Trade Payable	2204274	-6230979.00
Adjustment for Increase/Decrease in other current Liabilities	47117448.3	544464.00
Adjustment for Provisions	-450213	391806.00
Total Adjustment For Working Capital (B)	-7381894.57	10375625.12
Total Adjustment to reconcile profit (A+B)	-4312456.13	13024861.15
Net Cash flow from (Used in) operation	-4312456.13	13024861.15
Dividend Received		
Interest received		
Interest Paid		
Income Tax Paid/ Refund		-569010.00
Net Cash flow from (Used in) operation before Extra Ordinary Items	-4312456.13	12455851.15
Proceeds from Extra Ordinary Items		
Payment for Extra Ordinary Item		
Net Cash flow From operating Activities	-4312456.13	12455851.15
Cash Flows from Investing Activities		
Proceeds From fixed Assets		
Proceeds from Investment or Equity Instruments		
Purchase of Fixed Assets	-71532	-1692682.38
Purchase Of Investments or Equity Instruments		0.00
Interest received		
Dividend Received		
Cash Receipt from Sale of Interest in Joint Venture		
Cash Payment to acquire Interest in Joint Venture		



Cash flow from loosing Control of subsidiaries		
Cash Payment for acquiring Control of subsidiaries		
Proceeds from Govt. Grant		
Other Inflow/Outflow Of Cash		
Net Cash flow from (Used In) In Investing Activities before	-71532.00	-1692682.38
Extra Ordinary Items		
Proceeds from Extra Ordinary Items		
Payment for Extra Ordinary Item	-71532.00	-1692682.38
Net Cash flow from (Used In) in Investing Activities		
Cash Flows from Financial Activities	7200000	0.00
Proceeds From Issuing Shares		
Proceeds from Issuing Debenture /Bonds/Notes		
Redemption of Preference Share		
Redemption of Debenture		
Proceeds from other Equity Instruments		
Proceeds From Borrowing		0.00
Repayment Of Borrowing	-3105029.15	-11009557.54
— Dividend Paid		
Interest Paid		
Income Tax Paid/Refund		
Net Cash flow from (Used in) in Financial Activities before	4094970.85	-11009557.54
Extra Ordinary Items		
Proceeds from Extra Ordinary Items		
Payment for Extra Ordinary Item		
Net Cash flow from (Used in) in Financial Activities	4094970.85	-11009557.54
Net increase (decrease) in cash and cash equivalents before effect of exchange rate changes.	-289017.28	-246388.77
Effect of exchange rate change on cash and cash equivalents		
Net increase (decrease) in cash and cash equivalents	-289017.28	-246388.77
Cash and cash equivalents at beginning of period	708749.22	955137.99
Cash and cash equivalents at end of period	419731.94	708749.22

In terms of our attached report of even date

For ANKUR GOYAL AND COMPANY

CHARTERED ACCOUNTANTS

FRN : 011407C

Ankur Goyal
CA ANKUR GOYAL

(PARTNER)

M. NO. : 401685

Place : UJJAIN

Date : 05/09/2019



For VARDAAN BIOTECH PVT LTD



Accounting Policies & Notes on Accounts


1. The accounts are prepared on historical cost basis and as a going concern. Accounting policies not referred to otherwise are consistent with generally accepted accounting principles.
2. Fixed Asset are value at cost less depreciation. The depreciation has been calculated at the rates provided. No depreciation has been taken on the value of land.
3. Closing Stock of the company has been valued at cost price or NRV whichever is lower.
4. Expenses are accounted for on Mercantile Basis but some expenses due to their peculiar nature are accounted for on cash basis.
5. The figures for the previous year have been rearranged and regrouped wherever considered necessary.
6. There are no prior period or extra ordinary expenses debited to Profit & Loss account.
7. Balances of Debtors, Creditors and Unsecured Loans are subject to confirmation.
8. Final Accounts has been prepared on Going Concern assumption.
9. GST balances are taken as provided and certified by the management.

for VARDaan BIOTECH PVT LTD

LOKENDRA SINGH RAJPUT
DIRECTOR
(DIN : 01801180)

Place : UJJAIN
Date : 05/09/2019

for ANKUR GOYAL & COMPANY
Chartered Accountants



CA ANKUR GOYAL
FIRST FLOOR, "NANDAN", L.M.
COMPLEX,, TOWER CHOWK,
FREEGANI,, UJJAIN-456010 MADHYA



VARDAAN BIOTECH PRIVATE LIMITED

Regd. Office: C-2/1, Mahananda Nagar, Dewas Road, Ujjain (M.P.)
CIN: U15495MP2007PTC020132

DIRECTOR'S REPORT

To,
The Members,

Your Directors have pleasure in presenting their 12th Annual Report on the business and operations of your company together with the audited financial statements for the year ended 31st March, 2019.

1. FINANCIAL RESULTS

Financial results of the company for the year under review is as follows:-

(Amount in Rupees)		
<i>Particulars</i>	<i>31st March, 2019</i>	<i>31st March, 2018</i>
Total Income	200027592.81	231349787.71
Expenses	196958155.37	228700551.68
Depreciation	447828.49	453068.01
Profit before exceptional and extraordinary items and tax	2621609.95	2196168.02
Exceptional items	0	0
Profit / (Loss) Before Tax	2621609.95	2196168.02
Provision for current year tax	0	569010.00
Deferred tax Liability	-40494.00	61164.00
Net Profit /Loss for the Year	2662103.95	1565994.02

2. OPERATIONS AND STATE OF COMPANY'S AFFAIRS

During the year under review the Company has earned the total income of approximately Rs. 20,00,27,593/- against the last year income of approximately Rs. 23,13,49,788/-. The Net profit of the Company has risen from Rs. 15,65,994/- to Rs. 26,62,104/-. The overall financial performance of the company is satisfactory. Your Directors are continuously striving hard and simultaneously are looking forward for a brighter performance of the Company in the years to come.

3. TRANSFER TO RESERVE

The company has not proposed any amount to be transferred to General Reserve during the financial year under review.

4. DIVIDEND

Your directors do not recommend any dividend due to plough back funds into the Company's operations.

5. DEPOSITS

Your company has not invited/accepted any deposit within the meaning of Section 73 of the Companies Act, 2013 and Rules made there under, during the year under review.

6. DIRECTORS AND KEY MANAGERIAL PERSONNEL

During the year under review there has been a change in the composition of the Board of Directors of the Company. Mr. Lokendra Singh Rajput (DIN:01801160) has been resigned from the board w.e.f. 15.02.2019. However, Mr. Lokendra Singh Rajput (DIN:01801160) has been re-appointed to the board w.e.f. 25.05.2019

7. MATERIAL CHANGES AND COMMITMENTS AFFECTING THE FINANCIAL POSITION OF THE COMPANY

During the financial year ended March 31st, 2019, no material changes and commitments have been noticed between the end of financial year and the date of the report which will affect the financial position of the Company

8. AUDITORS

M/s Ankur Goyal & Company, Chartered Accountants, (Firm Registration No. 011407C) Statutory Auditors of the company, were appointed as Auditors of the Company at 7th Annual General Meeting held on 30th September, 2015 to hold office from the conclusion of 7th Annual General Meeting until the conclusion of the 12th Annual General Meeting subject to ratification of the appointment by the members at every Annual General Meeting. The Board of Directors recommended ratification of their appointment by the shareholders in the ensuing Annual General Meeting as the Statutory Auditors of the Company. The company has received an eligibility letter under section 141 of the Companies Act, 2013 and rules made thereunder that they are not disqualified.

9. COMMENTS ON AUDITORS' REPORT

The Auditor's Report on the audited financial statement of the company for the year ended 31st March, 2019 do not contain any qualifications, reservations, adverse remarks or disclaimers so need not require any explanation or comment.

The provisions relating of Secretarial Audit Report under Section 204(1) of the Companies Act, 2013 read with rules thereunder are not applicable to the Company.

10. DISCLOSURE OF RELATED PARTY TRANSACTION

There were no contracts or arrangements made with related parties as defined under Section 188 of the Companies Act, 2013 during the year under review.

11. DECLARATION OF INDEPENDENT DIRECTORS

The provisions of Section 149 pertaining to the appointment of Independent Directors is not applicable to the Company.

12. CORPORATE SOCIAL RESPONSIBILITY

The provisions of Section 135 of the Companies Act, 2013 is not applicable to the Company, therefore the company has not developed and implemented any Corporate Social Responsibility initiatives.

13. NO. OF BOARD MEETINGS

There were 8 (Eight) meetings of Board of Directors held during the year.

14. SHARE CAPITAL

During the year under review, Authorised capital of the company has been increased from Rs. 1,01,00,000/- to Rs. 1,51,00,000/- by creation of additional capital of Rs. 50,00,000/-. And the paid-up share capital of the company has been increased from Rs. 61,00,000/- to Rs. 1,33,00,000/- by creation of additional capital of Rs. 72,00,000/-.

15. PARTICULARS OF LOANS, GUARANTEES OR INVESTMENTS UNDER SECTION 186 OF COMPANIES ACT 2013

During the year under review, company has not given any loans, guarantees or made any investments covered under the provisions of Section 186 of the Companies Act, 2013.

16. CONSERVATION OF ENERGY AND TECHNOLOGY ABSORPTION, FOREIGN EXCHANGE EARNINGS AND OUTGO:

- a. Conservation of energy : Company has taken effective steps for conservation of energy in its operations.
- b. Expenditure on R & D: No Research & Development activities are being carried out by the Company; hence the expenditure incurred on R & D is Nil. At the moment the Company has no specific plans to carry out R & D in any particular area.
- c. Technology Absorption : The Company does not have any imported Technology , therefore, the details required to be given for the imported technology is treated as NIL
- d. Foreign exchange earning & outgo : The foreign exchange earnings and foreign exchange outgo during the year are as follows

Particulars	2019 (Amount in Rs.)
Foreign Exchange Earning	NIL
Foreign Exchange Outgo	NIL

17. SUBSIDIARIES, JOINT VENTURES AND ASSOCIATE COMPANIES

The Company does not have any Subsidiary, Joint venture or Associate Company .

18.DETAILS OF SIGNIFICANT AND MATERIAL ORDERS PASSED BY THE REGULATORS OR COURTS OR TRIBUNAL

There were no significant and material orders passed by the regulators or courts or tribunal impacting the going concern status and Company's operations in future.

19.RISK MANAGEMENT POLICY AND INTERNAL ADEQUACY

The Company has in place a mechanism to identify, assess, monitor and mitigate various risks to key business objectives and the Company's internal control systems are commensurate with the nature of its business and the size and complexity.

20.INTERNAL FINANCIAL CONTROL

Your Company has in place adequate internal Financial controls with reference to the financial statement. During the year, in order to further strengthen the internal financial controls, a renowned professional consultant firm was hired to conduct an assessment of the existent internal financial control and advise on best practices for adoption.

21.DISCLOSURE UNDER SEXUAL HARASSMENT OF WOMEN AT WORKPLACE (PREVENTION, PROHIBITION & REDRESSAL) ACT, 2013

The Company has in place an Anti Sexual Harassment Policy in line with the requirement of The Sexual Harassment of Women at the workplace (Prevention, Prohibition, & Redressal) Act, 2013. Internal Complaints Committee (ICC) has been set up to redress complaints received regarding sexual harassment. All employees (permanent, contractual, temporary, trainees) are covered under this policy.

During the financial year 2018-2019, no case in the nature of sexual harassment were reported at any workplace of the company.

22.EXTRACT OF ANNUAL RETURN

In terms of provision of Section 134(3)(a) of the Companies Act, 2013, the extract of the Annual Return as provided under section (3) of the Section 92 of the Companies Act, 2013 in form MGT-9, forming part of this Board's Report and is annexed as Annexure -A

23.DISCLOSURE OF COMPOSITION OF AUDIT COMMITTEE AND PROVIDING VIGIL MECHANISM

The provisions of Section 177 of the Companies Act, 2013 read with Rule 6 and 7 of the Companies (Meetings of the Board and its Powers) Rules, 2014 is not applicable to the Company.

24.INFORMATION PURSUANT TO RULE 5(2) OF COMPANIES (APPOINTMENT & REMUNERATION OF MANAGERIAL PERSONNEL) RULES,2014

The Company has not appointed any employee(s) in receipt of remuneration exceeding the limits specified under Rule 5(2) of Companies (Appointment & Remuneration of Managerial Personnel) Rules, 2014.

25. COMPANY'S POLICY RELATING TO DIRECTORS APPOINTMENT, PAYMENT OF REMUNERATION AND DISCHARGE OF THEIR DUTIES

The provisions of Section 178(1) relating to constitution of Nomination and Remuneration Committee are not applicable to the Company and hence the Company has not devised any policy relating to appointment of Directors, payment of Managerial remuneration, Directors qualifications, positive attributes, independence of Directors and other related matters as provided under Section 178(3) of the Companies Act, 2013.

26. DIRECTORS RESPONSIBILITY STATEMENT PURSUANT TO SECTION 134(5) OF THE COMPANIES ACT, 2013

The Directors hereby confirm that: -

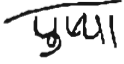

1. In the preparation of the annual accounts for the financial year ended 31st March, 2019, the applicable accounting standards had been followed along with proper explanation relating to material departures;
2. The Directors had selected such accounting policies and applied them consistently and made judgments and estimates that are reasonable and prudent so as to give a true and fair view of the state of affairs of the Company as on March 31st, 2019 and Profit & Loss Account of the Company for the year ended on that date;
3. The Directors had taken proper and sufficient care for the maintenance of adequate accounting records in accordance with the provisions of the Companies Act, 2013 for safeguarding the assets of the Company and for preventing and detecting fraud and other irregularities;
4. The Directors had prepared the Annual accounts on a going concern basis;
5. The directors had devised proper system to ensure compliance with the provisions of all applicable laws and that such system were adequate and operating effectively.

27. ACKNOWLEDGEMENT

Your Directors thank to all the concern departments and banks for their co-operation. They also wish to place on record their sincere appreciation for the dedicated and committed work performance of the employees.

PLACE: Ujjain
DATE: 05.09.2019

FOR AND ON BEHALF OF THE BOARD



LOKENDRA SINGH RAJPUT
Director
(DIN: 01801160)


RASHMI RAJPUT
Director
(DIN: 01806022)

FORM NO. MGT 9
EXTRACT OF ANNUAL RETURN
As on financial year ended on 31.03.2019

Pursuant to Section 92 (3) of the Companies Act, 2013 and rule 12(1) of the Company (Management & Administration) Rules, 2014.

I. REGISTRATION & OTHER DETAILS:		
1	CIN	U15495MP2007PTC020132
2	Registration Date	20-12-07
3	Name of the Company	VAIDHAAN BIOTECH PRIVATE LIMITED
4	Category/Sub-category of the Company	Company Limited by Shares Indian Non-Government Company
5	Address of the Registered office & contact details	C-2/1, MAHANANDA NAGAR, DEWAS ROAD, UJJAIN, MP.
6	Whether listed company	NO
7	Name, Address & contact details of the Registrar & Transfer Agent, if any.	NA

II. PRINCIPAL BUSINESS ACTIVITIES OF THE COMPANY
 (All the business activities contributing 10 % or more of the total turnover of the company shall be stated)

S. No.	Name and Description of main products / services	NIC Code of the Product/service	% to total turnover of the company
1	Grinding and processing of spices	15495	100

III. PARTICULARS OF HOLDING, SUBSIDIARY AND ASSOCIATE COMPANIES

SN	Name and address of the Company	CIN/GLN	Holding/ Subsidiary/ Associate	% of shares held	Applicable Section
I	N.A.	N.A.	N.A.	N.A.	N.A.

IV. SHARE HOLDING PATTERN

(Equity share capital breakup as percentage of total equity)

(i) Category-wise Share Holding

Category of Shareholders	No. of Shares held at the beginning of the year [As on 01-Apr-2018]				No. of Shares held at the end of the year [As on 31-March-2019]				% Change during the year
	Demat	Physical	Total	% of Total Shares	Demat	Physical	Total	% of Total Shares	
A. Promoters									
(1) Indian									
a) Individual/ HUF		610,000	610,000	100.00%		610,000	610,000	100.00%	0.00%
b) Central Govt			-	0.00%			-	0.00%	0.00%
c) State Govt(s)			-	0.00%			-	0.00%	0.00%
d) Bodies Corp.			-	0.00%			-	0.00%	0.00%
e) Banks / FI			-	0.00%			-	0.00%	0.00%
f) Any other			-	0.00%			-	0.00%	0.00%
Sub Total (A) (1)	-	610,000	610,000	100.00%	-	610,000	610,000	100.00%	0.00%
(2) Foreign									
a) NRI Individuals			-	0.00%			-	0.00%	0.00%
b) Other			-	0.00%			-	0.00%	0.00%
c) Bodies Corp.			-	0.00%			-	0.00%	0.00%
d) Any other			-	0.00%			-	0.00%	0.00%
Sub Total (A) (2)	-	-	-	0.00%	-	-	-	0.00%	0.00%
TOTAL (A)	-	610,000	610,000	100.00%	-	610,000	610,000	100.00%	165.57%

B. Public									
1. Institutions									
a) Mutual Funds			-	0.00%		-	0.00%	0.00%	
b) Banks / FI			-	0.00%		-	0.00%	0.00%	
c) Central Govt			-	0.00%		-	0.00%	0.00%	
d) State Govt(s)			-	0.00%		-	0.00%	0.00%	
e) Venture Capital Funds			-	0.00%		-	0.00%	0.00%	
f) Insurance			-	0.00%		-	0.00%	0.00%	
g) FIs			-	0.00%		-	0.00%	0.00%	
h) Foreign Venture Capital Funds			-	0.00%		-	0.00%	0.00%	
i) Others (specify)			-	0.00%		-	0.00%	0.00%	
Sub-total (B)(1):-	-	-	-	0.00%	-	-	0.00%	0.00%	
2. Non-Institutions									
a) Bodies Corp.									
i) Indian			-	0.00%		-	0.00%	0.00%	
ii) Overseas			-	0.00%		-	0.00%	0.00%	
b) Individuals									
i) Individual shareholders holding nominal share capital upto			-	0.00%		-	0.00%	0.00%	
ii) Individual shareholders holding nominal share capital in			-	0.00%		-	0.00%	0.00%	
c) Others (specify)									
Non Resident			-	0.00%		-	0.00%	0.00%	
Overseas Corporate Bodies			-	0.00%		-	0.00%	0.00%	
Foreign Nationals			-	0.00%		-	0.00%	0.00%	
Clearing Members			-	0.00%		-	0.00%	0.00%	
Trusts			-	0.00%		-	0.00%	0.00%	
Foreign Bodies - D			-	0.00%		-	0.00%	0.00%	
Sub-total (B)(2):-	-	-	-	0.00%	-	-	0.00%	0.00%	
Total Public (B)	-	-	-	0.00%	-	-	0.00%	0.00%	
C. Shares held by Custodian for GDRs & ADRs			-	0.00%			0.00%	0.00%	
Grand Total	-	610,000	610,000	100.00%	-	610,000	610,000	100.00%	165.57%

(II) Shareholding of Promoter

SN	Shareholder's Name	Shareholding at the beginning of the year			Shareholding at the end of the year			% change in shareholding during the year
		No. of Shares	% of total Shares of the company	% of Shares Pledged/encumbered to total shares	No. of Shares	% of total Shares of the company	% of Shares Pledged/encumbered to total shares	
1	LOKENDRA SINGH RAJPUT	305,000	50.00%		505,000	37.97%		-12.03%
2	RASHMI RAJPUT	305,000	50.00%		545,000	40.97%		-9.03%
3	PUSHPA RAJPUT	-	0.00%		280,000	21.06%		21.06%

(iii) Change in Promoters' Shareholding (please specify, if there is no change)

SN	Particulars	Date	Reason	Shareholding at the beginning of the year		Cumulative Shareholding during the year	
				No. of shares	% of total shares	No. of shares	% of total shares
1	At the beginning of	01-04-18		610,000	45.86%	610,000	45.86%
2	Changes during the year		Allot	720,000	54.14%	720,000	54.14%
					0.00%		0.00%
					0.00%		0.00%
	At the end of the year	31-03-19		1,330,000	100.00%	1,330,000	100.00%

Note: There is no change during the year in Promoter Holding

(iv) Shareholding Pattern of top ten Shareholders

(Other than Directors, Promoters and Holders of GDRs and ADRs):

SN	For each of the Top 10 shareholders	Date	Reason	Shareholding at the beginning of the year		Cumulative Shareholding during the year	
				No. of shares	% of total shares	No. of shares	% of total shares
1	Name		Nil				
	At the beginning of	Nil		Nil		Nil	0.00%
	Changes during the year	Nil		Nil		Nil	0.00%
	At the end of the year	Nil		Nil		Nil	0.00%
2	Name		Nil				
	At the beginning of	Nil		Nil		Nil	0.00%
	Changes during the year	Nil		Nil		Nil	0.00%
	At the end of the year	Nil		Nil		Nil	0.00%

(v) Shareholding of Directors and Key Managerial Personnel:

SN	Shareholding of each Directors and each Key Managerial Personnel	Date	Reason	Shareholding at the beginning of the year		Cumulative Shareholding during the year	
				No. of shares	% of total shares	No. of shares	% of total shares
1	LOKENDRA SINGH RAJPUT.						
	At the beginning of	01-04-18		305,000	22.93%	305,000	22.93%
	Changes during the year		Allot	200,000	15.03%	200,000	15.03%
							0.00%
	At the end of the year	31-03-19		505,000	37.96%	505,000	37.96%
2	RASHMI RAJPUT						
	At the beginning of	01-04-18		305,000	22.93%	305,000	22.93%
	Changes during the year		Allot	240,000	18.04%	240,000	18.04%
							0.00%
	At the end of the year	31-03-19		545,000	40.97%	545,000	40.97%
3	PUSHPA RAJPUT						
	At the beginning of	01-04-18		-	0.00%	-	0.00%
	Changes during the year			280,000	21.05%	280,000	21.05%
							0.00%
	At the end of the year	31-03-19		280,000	21.05%	280,000	21.05%

V. INDEBTEDNESS

Indebtedness of the Company including interest outstanding/accrued but not due for payment.

Particulars	Secured Loans excluding deposits	Unsecured Loans	Deposits	(Amt. Rs./Lacs)
				Total Indebtedness
Indebtedness at the beginning of the financial year				
i) Principal Amount	13,687,703.15	-	-	13,687,703.15
ii) Interest due but not paid	-	-	-	-
iii) Interest accrued but not due	-	-	-	-
Total (i+ii+iii)	13,687,703.15	-	-	13,687,703.15
Change in Indebtedness during the financial year				
* Addition			-	-
* Reduction	(3,105,029.15)	-	-	(3,105,029.15)
Net Change	(3,105,029.15)	-	-	(3,105,029.15)
Indebtedness at the end of the financial year				
i) Principal Amount	10,582,674.00	-	-	10,582,674.00
ii) Interest due but not paid	-	-	-	-
iii) Interest accrued but not due	-	-	-	-
Total (i+ii+iii)	10,582,674.00	-	-	10,582,674.00

VI. REMUNERATION OF DIRECTORS AND KEY MANAGERIAL PERSONNEL

A. Remuneration to Managing Director, Whole-time Directors and/or Manager:

SN.	Particulars of Remuneration	Name of MD/WTD/ Manager		Total Amount (Rs/Lac)
		Name	Designation	
		RASHMI SINGH RAJPUT	LOKENDRA RAJPUT	
		DIRECTOR	DIRECTOR	
1	Gross salary			
	(a) Salary as per provisions contained in section 17(1) of the Income-tax Act, 1961			-
	(b) Value of perquisites u/s 17(2) Income-tax Act, 1961			-
	(c) Profits in lieu of salary under section 17(3) Income- tax Act, 1961			-
2	Stock Option			-
3	Sweat Equity			-
4	Commission			-
	- as % of profit			-
	- others, specify			-
5	Others, please specify			-
	Total (A)			-
	Ceiling as per the Act			-

B. Remuneration to other Directors

SN.	Particulars of Remuneration	Name of Directors			Total Amount (Rs/Lac)
		N.A.	N.A.	N.A.	
1	Independent Directors				
	Fee for attending board committee				
	Commission				
	Others, please specify				
	Total (1)	-	-	-	-
2	Other Non-Executive Directors				
	Fee for attending board committee				
	Commission				
	Others, please specify				
	Total (2)	-	-	-	-
	Total (U)=(1+2)	-	-	-	-
	Total Managerial Remuneration				
	Overall Ceiling as per the Act				

C. Remuneration to Key Managerial Personnel other than MD/Manager/WTD

SN.	Particulars of Remuneration	Name of Key Managerial Personnel			Total Amount (Rs/Lac)
		Name Designation	CEO	CFO	
1	Gross salary				
	(a) Salary as per provisions contained in section 17(1) of the				-
	(b) Value of perquisites u/s 17(2)				-
	(c) Profits in lieu of salary under section 17(3) Income- tax Act, 1961				-
2	Stock Option				-
3	Sweat Equity				-
4	Commission				
	- as % of profit				-
	- others, specify				-
5	Others, please specify				-
	Total	-	-	-	-


VII. PENALTIES / PUNISHMENT/ COMPOUNDING OF OFFENCES:

Type	Section of the Compa	Brief Description	Details of Penalty/ Punishment/ Compounding fees imposed	Authority (RD/NCLT/COURT)	Appeal made, if any (give Details)
A. COMPANY : N.A.					
Penalty	-	-	-	-	-
Punishment	-	-	-	-	-
Compounding	-	-	-	-	-
B. DIRECTORS : N.A.					
Penalty					
Punishment					
Compounding					
C. OTHER OFFICERS IN DEFAULT : N.A.					
Penalty					
Punishment					
Compounding					

FOR AND ON BEHALF OF BOARD OF DIRECTORS OF
VARDAAN BIOTECH PRIVATE LIMITED

5/9/19

Date: 05.09.2019
Place: Ujjain



INDEPENDENT AUDITOR'S REPORT

To the Members of
VARDAAN BIOTECH PVT LTD.

Report on the Audit of the Financial Statements

Opinion

We have audited the Financial Statements of VARDAAN BIOTECH PVT LTD ("the Company"), which comprise the balance sheet as at 31st March 2019, and the statement of profit and loss, (*statement of changes in equity*) and statement of cash flows for the year then ended, and notes to the Financial Statements, including a summary of significant accounting policies and other explanatory information [hereinafter referred to as "the Financial Statements"].

In our opinion and to the best of our information and according to the explanations given to us, the aforesaid Financial Statements give the information required by the Companies Act, 2013 in the manner so required and give a true and fair view in conformity with the accounting principles generally accepted in India, of the state of affairs of the Company as at March 31, 2019, and its profit/loss, (*changes in equity*) and its cash flows for the year ended on that date.

Basis for Opinion

We conducted our audit of the Financial Statements in accordance with the Standards on Auditing (SAs) specified under section 143(10) of the Companies Act, 2013. Our responsibilities under those Standards are further described in the *Auditor's Responsibilities for the Audit of the Financial Statements* section of our report. We are independent of the Company in accordance with the *Code of Ethics* issued by the Institute of Chartered Accountants of India together with the ethical requirements that are relevant to our audit of the Financial Statements under the provisions of the Companies Act, 2013 and the Rules thereunder, and we have fulfilled our other ethical responsibilities in accordance with these requirements and the Code of Ethics. We believe that the audit evidence we have obtained is sufficient and appropriate to provide a basis for our opinion.

"Information Other than the Financial Statements and Auditor's Report Thereon"

The Company's Board of Directors is responsible for the other information. The other information comprises the [information included in the X report, but does not include the Financial Statements and our auditor's report thereon.

Our opinion on the Financial Statements does not cover the other information and we do not express any form of assurance conclusion thereon.

In connection with our audit of the Financial Statements, our responsibility is to read the other information and, in doing so, consider whether the other information is materially inconsistent with the Financial Statements or our knowledge obtained in the audit or otherwise appears to be materially misstated.

If, based on the work we have performed, we conclude that there is a material misstatement of this other information, we are required to report that fact. We have nothing to report in this regard.

Management's Responsibility for the Financial Statements

The Company's Board of Directors is responsible for the matters stated in section 134(5) of the Companies Act, 2013 ("the Act") with respect to the preparation of these Financial Statements that give a true and fair view of the financial position, financial performance (*changes in equity*) and cash flows of the Company in accordance with the accounting principles generally accepted in India, including the accounting Standards specified under section 133 of the Act. This responsibility

also includes maintenance of adequate accounting records in accordance with the provisions of the Act for safeguarding of the assets of the Company and for preventing and detecting frauds and other irregularities; selection and application of appropriate accounting policies, making judgments and estimates that are reasonable and prudent, and design, implementation and maintenance of adequate internal financial controls, that were operating effectively for ensuring the accuracy and completeness of the accounting records, relevant to the preparation and presentation of the Financial Statements that give a true and fair view and are free from material misstatement, whether due to fraud or error


In preparing the Financial Statements, the Board of Directors is responsible for assessing the Company's ability to continue as a going concern, disclosing, as applicable, matters related to going concern and using the going concern basis of accounting unless the Board of Directors either intends to liquidate the Company or to cease operations, or has no realistic alternative but to do so. These Board of Directors are also responsible for overseeing the Company's financial reporting process.

Auditor's Responsibilities for the Audit of the Financial Statements

Our objectives are to obtain reasonable assurance about whether the Financial Statements as a whole are free from material misstatement, whether due to fraud or error, and to issue an auditor's report that includes our opinion. Reasonable assurance is a high level of assurance, but is not a guarantee that an audit conducted in accordance with SAs will always detect a material misstatement when it exists. Misstatements can arise from fraud or error and are considered material if, individually or in the aggregate, they could reasonably be expected to influence the economic decisions of users taken on the basis of these Financial Statements.

As part of an audit in accordance with SAs, we exercise professional judgment and maintain professional skepticism throughout the audit. We also:

- a. Identify and assess the risks of material misstatement of the Financial Statements, whether due to fraud or error, design and perform audit procedures responsive to those risks, and obtain audit evidence that is sufficient and appropriate to provide a basis for our opinion. The risk of not detecting a material misstatement resulting from fraud is higher than for one resulting from error, as fraud may involve collusion, forgery, intentional omissions, misrepresentations, or the override of internal control.
- b. Obtain an understanding of internal control relevant to the audit in order to design audit procedures that are appropriate in the circumstances. Under section 143(3)(i) of the Companies Act, 2013, we are also responsible for expressing our opinion on whether the company has adequate internal financial controls system in place and the operating effectiveness of such controls
- c. Evaluate the appropriateness of accounting policies used and the reasonableness of accounting estimates and related disclosures made by management.
- d. Conclude on the appropriateness of management's use of the going concern basis of accounting and, based on the audit evidence obtained, whether a material uncertainty exists related to events or conditions that may cast significant doubt on the Company's ability to continue as a going concern. If we conclude that a material uncertainty exists, we are required to draw attention in our auditor's report to the related disclosures in the Financial Statements or, if such disclosures are inadequate, to modify our opinion. Our conclusions are based on the audit evidence obtained up to the date of our auditor's report. However, future events or conditions may cause the Company to cease to continue as a going concern.



- e. Evaluate the overall presentation, structure and content of the Financial Statements, including the disclosures, and whether the Financial Statements represent the underlying transactions and events in a manner that achieves fair presentation.

Materiality is the magnitude of misstatements in the Financial Statements that, individually or in aggregate, makes it probable that the economic decisions of a reasonably knowledgeable user of the Financial Statements may be influenced. We consider quantitative materiality and qualitative factors in

- (i) Planning the scope of our audit work and in evaluating the results of our work; and
- (ii) to evaluate the effect of any identified misstatements in the Financial Statements.

We communicate with those charged with governance regarding, among other matters, the planned scope and timing of the audit and significant audit findings, including any significant deficiencies in internal control that we identify during our audit.

We also provide those charged with governance with a statement that we have complied with relevant ethical requirements regarding independence, and to communicate with them all relationships and other matters that may reasonably be thought to bear on our independence, and where applicable, related safeguards.

From the matters communicated with those charged with governance, we determine those matters that were of most significance in the audit of the Financial Statements of the current period and are therefore the key audit matters. We describe these matters in our auditor's report unless law or regulation precludes public disclosure about the matter or when, in extremely rare circumstances, we determine that a matter should not be communicated in our report because the adverse consequences of doing so would reasonably be expected to outweigh the public interest benefits of such communication.

Report on Other Legal and Regulatory Requirements


- 1 As required by the Companies (Auditor's Report) Order, 2016 ("the Order"), issued by the Central Government of India in terms of sub-section (11) of section 143 of the Companies Act, 2013, we give in the Annexure a statement on the matters specified in paragraphs 3 and 4 of the Order, to the extent applicable.

OR

The provisions of the Companies (Auditor's Report) Order, 2016 ("the Order"), issued by the Central Government of India in terms of sub-section (11) of section 143 of the Companies Act, 2013 is not applicable to the Company since

- (a) It is not a subsidiary or holding company of a public company;
 - (b) Its paid-up capital and reserves and surplus are not more than Rs.1 Crores as at the balance sheet date;
 - (c) Its total borrowings from banks and financial institutions are not more than Rs.1 Crores at any time during the year; and
 - (d) Its turnover for the year is not more than Rs.10 Crores during the year
2. As required by Section 143(3) of the Act, we report that:

- (a) We have sought and obtained all the information and explanations which to the best of our knowledge and belief were necessary for the purposes of our audit.




- (b) In our opinion, proper books of account as required by law have been kept by the Company so far as it appears from our examination of those books [and proper returns adequate for the purposes of our audit have been received from the branches not visited by us.]
- (c) [The reports on the accounts of the branch offices of the Company audited under Section 143(8) of the Act by branch auditors have been sent to us and have been properly dealt with by us in preparing this report.]
- (d) The Balance Sheet, the Statement of Profit and Loss, (the Statement of Changes in Equity) and the Cash Flow Statement dealt with by this Report are in agreement with the books of account [and with the returns received from the branches not visited by us]
- (e) In our opinion, the aforesaid Financial Statements comply with the Accounting Standards specified under Section 133 of the Act, read with Rule 7 of the Companies (Accounts) Rules, 2014.
- (f) On the basis of the written representations received from the directors as on 31st March, 2019 taken on record by the Board of Directors, none of the directors is disqualified as on 31st March, 2019 from being appointed as a director in terms of Section 164(2) of the Act.
- (g) Since the Company's turnover as per last audited Financial Statements is less than Rs.50 Crores and its borrowings from banks and financial institutions at any time during the year is less than Rs.25 Crores, the Company is exempted from getting an audit opinion with respect to the adequacy of the internal financial controls over financial reporting of the company and the operating effectiveness of such controls vide notification dated June 13, 2017;

OR

With respect to the adequacy of the internal financial controls over financial reporting of the Company and the operating effectiveness of such controls, refer to our separate Report in "Annexure A".

- (h) With respect to the other matters to be included in the Auditor's Report in accordance with Rule 11 of the Companies (Audit and Auditors) Rules, 2014, in our opinion and to the best of our information and according to the explanations given to us:
- i. The Company does not have any pending litigations which would impact its financial position.
 - ii. The Company did not have any long-term contracts including derivative contracts for which there were any material foreseeable losses.
 - iii. There were no amounts which were required to be transferred to the Investor Education and Protection Fund by the Company.



for ANKUR GOYAL & COMPANY
Chartered Accountants

Ankur Goyal
CA ANKUR GOYAL

FIRST FLOOR, "NANDAN", L.M.
COMPLEX,, TOWER CHOWK,
FREEGANJ,, UJJAIN-456010 MADHYA
PRADESH
0011407C

Place : ujjain
Date : 05/09/2019

ANNEXURE TO THE AUDITORS' REPORT

The Annexure referred to in our report to the members of VARDAAN BIOTECH PVT LTD for the year ended 31st March, 2019.

On the basis of the information and explanation given to us during the course of our audit, we report that:

1. (a) The company has maintained proper records showing full particulars including quantitative details and situation of its fixed assets.

(b) These fixed assets have been physically verified by the management at reasonable intervals there was no Material discrepancies were noticed on such verification.

(c) Total Assets of company includes Immovable property also and the title deeds of immovable properties are held in the name of the company.
2. Physical verification of inventory has been conducted at reasonable intervals by the management and there is no material discrepancies were noticed
3. The company has not granted any loans secured or unsecured to companies, firms, Limited Liability Partnerships or other parties covered in the register maintained under section 189 of the Companies Act, 2013.
4. In respect of loans, investments, guarantees, and security all mandatory provisions of section 185 and 186 of the Companies Act, 2013 have been complied with.
5. The company has not accepted any deposits.
6. Maintenance of cost records has not been specified by the Central Government under sub-section (1) of section 148 of the Companies Act, 2013.
7. (a) The company is regular in depositing undisputed statutory dues including provident fund, Employee's state insurance, income-tax, sales-tax, service tax, duty of customs, duty of excise, value added tax, cess and any other statutory dues to the appropriate authorities.

(b) Dues of income tax or sales tax or service tax or duty of customs or duty of excise or value added tax have been deposited on time there is no dispute is pending on the part of company.
8. The company hasn't made any default in repayment of loans or borrowing to a financial institution, bank, Government or dues to debenture holders.
9. The company doesn't raise any money by way of initial public offer or further public offer (including debt instruments)
10. Neither company has done any fraud nor by its officers or employees so nothing to be disclosed separately.
11. Managerial remuneration has been paid or provided in accordance with the requisite approvals Mandated by the provisions of section 197 read with Schedule V to the Companies Act.
12. Company is not a Nidhi Company hence nothing to be disclosed for any provisions applicable on Nidhi Company.



13. All transactions with the related parties are in compliance with sections 177 and 188 of Companies Act, 2013 where applicable and the details have been disclosed in the Financial Statements etc. as required by the applicable accounting standards;
14. The company has made private placement of shares during the year & the requirement of section 42 of the Companies Act, 2013 has been complied with and the amount raised has been used for the purpose for which the funds were raised.
15. The company hasn't entered into any non-cash transactions with directors or persons connected with him.
16. The company is not required to be registered under section 45-IA of the Reserve Bank of India Act, 1934.



ANKUR GOYAL & COMPANY
Chartered Accountants

Ankur Goyal

CA ANKUR GOYAL
FIRST FLOOR, "NANDAN", L.M. COMPLEX,,
TOWER CHOWK, FREEGANJ,, UJJAIN-
456010 MADHYA PRADESH

Place : ujjain
Date : 05/09/2019

VARDANI BIOTECH PVT LTD
 CIN : U15495MP2007PTC020132
 BALANCE SHEET AS AT 31/03/2019


In ₹

	Note	31/03/2019	31/03/2018
LIABILITIES			
Equity and Liabilities			
Shareholders' funds	2.1	13350000.00	6100000.00
Share capital	2.2	5500527.65	2838423.70
Reserves and surplus			
Money received against share warrants		18200527.65	5938423.70
Share application money (not due) allotment		-	-
Non-current liabilities			
Long-term borrowings	2.3	-	273516.00
Deferred tax liabilities (net)	2.4	233122.00	-
Other long-term liabilities		-	-
Long-term provisions		-	-
		233122.00	273516.00
Current liabilities			
Chartered Accountants	2.5	10522574.00	1362703.15
Trade payables	2.6	5462726.00	7259452.00
Other current liabilities	2.7	47786912.35	634464.00
Short-term provisions	2.8	132297.00	55310.00
		67964609.30	22198129.15
TOTAL		86998258.95	31410168.05
ASSETS			
Non-current assets			
Property, Plant and Equipment			
Tangible assets	2.9	5130738.01	5507034.50
Intangible assets		-	-
Capital work-in-progress		-	-
Intangible assets under development		-	-
		5130738.01	5507034.50
Non-current investments		-	-
Deferred tax assets (net)		-	-
Long-term loans and advances		-	-
Other non-current assets		-	-
		6130738.01	5507034.50
Current assets			
Current investments			
Inventories	3.0	57648960.00	16204537.53
Trade receivables	3.1	16405252.00	6835047.50
Cash and cash equivalents	3.2	419731.94	708749.22
Short-term loans and advances	3.3	4584060.00	34000.00
Other current assets	3.4	2802517.00	120900.00
		81867520.94	25903134.25
TOTAL		86998258.95	31410168.85

In terms of our attached report of even date
 For ANKUR GOYAL & COMPANY
 CHARTERED ACCOUNTANTS
 FRN : 0011407C

Ankur Goyal


CA ANKUR GOYAL
 (PARTNER)



Place : UJJAIN

Date : 05/09/2018

For VARDANI BIOTECH PVT LTD



NOTES ON ACCOUNTS FOR THE YEAR ENDED MARCH 31, 2019

2.1 Share Capital

Particulars	In ₹	
	31/03/2019	31/03/2018
Authorised 1510000 (1010000) Equity Shares of ₹ 10/- Par Value	15100000.00	10100000.00
Issued 1330000 (610000) Equity Shares of ₹ 10/- Par Value	13300000.00	8100000.00
Subscribed 1330000 (610000) Equity Shares of ₹ 10/- Par Value	13300000.00	6100000.00
Paidup 1330000 (610000) Equity Shares of ₹ 10/- Par Value Fully Paidup	13300000.00	6100000.00
	13300000.00	6100000.00

Holding More Than 5%

Particulars	31/03/2019		31/03/2018	
	Number of Share	% Held	Number of Share	% Held
LOKENDRA SINGH RAJPUT	0	0.00	305000	50.00
RASHMI RAJPUT	0	0.00	305000	50.00

2.2 Reserve and Surplus

Particulars	In ₹	
	31/03/2019	31/03/2018
Profit and Loss Opening	2838423.70	1272429.68
Amount Transferred From Statement of P&L	2662103.95	1565994.02
	5500527.65	2838423.70
	5500527.65	2838423.70

2.3 Long Term Borrowings

Particulars	In ₹	
	31/03/2019	31/03/2018
	0.00	0.00

2.4 Deferred Taxes

Particulars	In ₹	
	31/03/2019	31/03/2018
Deferred Tax Assets		
Unabsorbed Depreciation	40494.00	0.00
	40494.00	0.00
Deferred Tax Liabilities		
Depreciation	273616.00	273616.00
	273616.00	273616.00

2.5 Short Term Borrowings

Particulars	In ₹	
	31/03/2019	31/03/2018
Loans repayable on demand		
Banks		
Secured	0.00	13687703.15
YES BANK WHR LOAN A/C	10582674.00	0.00
S.B.I.WHR FIN.A/C (38140602639)	10582674.00	13687703.15



Particulars	31/03/2019	31/03/2018
Creditors Due Under Micro Enterprises		
AAMLYA POLYMERS LLP, DEWAS	402784.00	0.00
ADRI JUNCTION, JHURIA	20321.00	0.00
AJAY BHARWASTAVA	2467.00	0.00
AJAY TRIPATHI	4877.00	0.00
ANUSHKA SUDH & AGRITECH, ASHOK NAGAR	1480078.00	0.00
ASHOK RAJPUT JI	18898.00	0.00
AYUSH WARE HOUSE	31500.00	0.00
AYUSHMAN CARDST N GRAPHICS UJJAIN	443.00	0.00
BAJIRANG DALI YADAV SALARY	26856.00	0.00
GORAKH PRASAD (SALARY)	21896.00	0.00
GOYAL & COMPANY	38000.00	0.00
GOYAL KRISHI SEVA KENDRA AGAR	9360.00	0.00
HIMANSHU SINGH JADON	122260.00	0.00
HITESH GANTAWAR	31416.00	0.00
IMP BAJIRANG DALI YADAV JI	4223.00	0.00
IMP HITI SHUKAMBI HAU GHANTAWAR	3065.00	0.00
IMP MANOJ KUMAR THAKUR	44122.00	0.00
IMP GORAKH PRASAD OFFICE EXP.	1201.00	0.00
IMP. GORAKH PRASAD TRAVELING EXP.	8765.00	0.00
IMP SANJAY KU. SUMAN	9077.00	0.00
IMP SANJAY KUMAR MISHRA	18725.00	0.00
IMP SUDESH JAIN	36759.00	0.00
IMP SUNIL KUMAR SINGH	84468.00	0.00
INDU SCREEN, UJJAIN	3200.00	0.00
JANKAR TRADING CO. TAMSANANDED	2470.00	0.00
KISAN BEEJ BHANDAR, BAGHAULI	910.00	0.00
KISAN BEEJ BHANDAR, MOHANLALGANJ, LUCKNOW	8522.00	0.00
KISAN KRISHI SEVA KENDRA HALDIDALI, NOUTANVA	10037.00	0.00
KISAN MITRA KHAD EVAM PASHU AAHAR KENDRA, GORAKHPUR	23421.00	0.00
LAKSHAN JAISWAL	21512.00	0.00
LAXMINARAYAN CHOUHAN	912.00	0.00
LUV KUSH BEEJ BHANDAR, MUNGER	13458.00	0.00
MAHAK JAIN & ASSOCIATES	5000.00	0.00
MALPANI TRADING COMPANY, JHALAWAD	7100.00	0.00
MANOJ KUMAR THAKUR	31892.00	0.00
MORYA BEEJ BHADAR, SAHGANJ JOUNPUR	28261.00	0.00
MOULI AGRO AGENCIES, BHUSAWAL	3000.00	0.00
NATIONAL BULK HANDLING CORPORATION PVT. LTD	73220.00	0.00
NATIONAL ROAD LINES, WARANGAL	39950.00	0.00
NEW NAMAN ROAD LINES, ASHOK NAGAR	55668.00	0.00
NITESH SHARMA (SALARY)	8037.00	0.00
PADMASHRI SEED FARM, PASCHIM (W.B.)	281028.00	0.00
PADMINI SEEDS JALNA M.H.	26500.00	0.00
PANKAJ SOLANKI	13657.00	0.00
PITAMVER BAGHEL	15000.00	0.00
POONAM KANHOUA	13097.00	0.00
PREM KUMAR MAHTO SALARY	16000.00	0.00
RAHUL SHARMA (POOJA COMPUTER)	10000.00	0.00
RAJENDRA RAI RAFFOO	45176.00	0.00
RALIN POLYMERS PVT. LTD.	332276.00	0.00
RATI RAM	7000.00	0.00
RUDRAPRATAP SHAHI	2531.00	0.00
SANDEEP SHAKYA	2937.00	0.00
SANJAY KRISHI SEVA KENDRA, REHTI	2820.00	0.00
SANJAY KUMAR SUMAN	10112.00	0.00
SANJAY MISHRA	13234.00	0.00
SHANTILAL DANGAR	6000.00	0.00
SHARMA KRISHI KENDRA, SOYATKALA	1520.00	0.00
SHIVANI PRINTERS, UJJAIN	61500.00	0.00
SHIVSHRASTI KRISHI KENDRA, HADGAON	25000.00	0.00
SHUBHAM TANWAR	5175.00	0.00
SMT. PUSHPA RAJPUT JI	400000.00	0.00
SMT. RASHMI RAJPUT JI (VARDAAN W/H)	900000.00	0.00
SRIJAN IMAGICRAFT PVT.LTD.	10000.00	0.00
SUDHIR BHAWSAR SALARY	13657.00	0.00
SUNIL KUMAR SINGH	24980.00	0.00
TIWARI KRISHI KENDRA, AGAR	601.00	0.00
TRIVEDI PESTICIDES, UNNAV	10088.00	0.00
VIJAY PRAKASH SHUKLA	9000.00	0.00
Other	0.00	41814.00



Creditors Due others		
BIHAGWAN SINGH / HAKAMSINGH JALALKHEDI		
ASGAR / IBRAHIM, NALESHREE (DHONJUKHEDI)	167500.00	0.00
ALLANUR/HAJI ASGAR PATEL, NALESHRI	175134.00	0.00
BALUSINGH / BAPU SINGH, BRIJRAJ KHEDI	213620.00	0.00
BALESHWAR / TOLARAM, KARNAVAD	266628.00	0.00
KESAR SINGH / TOLARAM, KARNAVAD	277681.00	0.00
FARUKH PATEL AJIJ PATEL, NALESHREE	281180.00	0.00
KARANSINGH BHAIRUSINGH, KUWARIYA	422310.00	0.00
HAJI RAIS; HAJI IBRAHIM, NALESHRI TARANA	446668.00	0.00
Tolaram/ Bheruji Anjana, Kasba Ujjain	608701.00	0.00
	137680.00	0.00
Ratansingh / Ambaram Ji, Brajrajkhedi		
	71935.00	0.00
Ramchandra / Bherulal Gothada		
	5079.00	0.00
Rajendra Choudhary		
	110000.00	0.00
Rajat Enterprises Food Agro, Ujjain		
	464193.00	0.00
Kolusingh/ Tolaram, Karnavad		
	116517.00	0.00
Jaswantsingh/ Hakamsingh, Jalalkhedi		
	83640.00	0.00
Hiralal / Ambaramji, Brajrajkhedi		
	80934.00	0.00
Hakamsingh / Bherulal, Gothada		
	5076.00	0.00
Hakamsingh / Ambaram, Eltava		
	430588.00	0.00
Dilip Kumar Pukhraj		
	74344.00	0.00
Sundry Creditors	0.00	7216528.00
	9462726.00	7258452.00

2.7 Other Current Liabilities

Particulars	31/03/2019	31/03/2018
Other payables		
Employee Related		
Other		
D.V. YARDACHARULU	0.00	78114.00
K. PRABHAKAR RADDY	0.00	35246.00
RAJEEV KUSHIWAHA	0.00	18511.00
Tax Payable		
TDS	0.00	3873.00
TDS		
Other	(1260.00)	0.00
GST RECEIVABLE	0.00	8220.00
GST		
Retention Money Payble	960000.00	0.00
DEALER SHIP DEPOSIT		
Other Current Liabilities		
ABHINAV KRUSHI UDYOG, PARATWADA	300000.00	0.00
ANAND KRISHI KENDRA BADNERA AMRAWATI	2100000.00	0.00
ANAND KRISHI SEVA KENDRA, MALEGAON, WASHIM	837330.00	0.00
ANAND KRISHI SEVA KENDRA, YEODA	500000.00	0.00
ASHISH KRUSHI SEVA KENDRA, WASHIM	1783760.00	0.00
ATUL TRADING COMPANY KARANJA WASHIM	1653500.00	0.00
BALAJI FERTILIZER, WARORA	2297759.00	0.00
BALAJI KRUSHI SEVA KENDRA, NANDED	250000.00	0.00
BHUSHAN AGRO AGENCIES, NAGPUR	100000.00	0.00
BISEN KRISHI KENDRA, LALBARRA	488000.00	0.00
CHANDAK KRUSHI KENDR WARDHA	321000.00	0.00
DATTA KRISHI MANDIR AMRAVATI	200000.00	0.00
DILIP BEEJ BHANDAR, SARAIKELA	150000.00	0.00
DIWASE KRISHI KENDRA, BHADRAWATI	75751.00	0.00
GANESH BEEJ BHANDAR GODDA JHARKHAND	283114.00	0.00
JETHMAL BHAWARLAL SARDA, CHANDRAPUR	2087850.00	0.00
KEDAR KRUSHI SEVA KENDRA, LATUR	200000.00	0.00
KHANDELWAL KHAD BHANDAR WARA SEONI	200000.00	0.00
KISAN KRISHI SEVA KENDRA CHANDRAPUR	200000.00	0.00
KRISHI SAMRUDDHI, AMRAWATI	484662.00	0.00



KRUSHI VAIBHAV SEEDS & FERTILIZER PVT. LTD. ARNI	24372105.00	0.00
KUMAR SEEDS CENTER, BHAGALPUR	300000.00	0.00
NEHA ENTERPRISES, LATUR	100000.00	0.00
PATEL KRISHI SEVA KENDRA, BELKONI-NANDED	146492.30	0.00
PRAKASH BEEJ BHANDAR, ITKHORI	48300.00	0.00
PRATHAVI AGRO SERVICES, AHMEDNAGAR	150000.00	0.00
PUNJAS BEEJ BHANDAR, LUCKNOW	110000.00	0.00
R.R. HEDA MANORA, WASHIM	332714.00	0.00
RATHI SEEDS COMPANY, WARDHA	1020000.00	0.00
SAI VEER KRISHI VIKAS KENDRA, RAIPUR	316377.00	0.00
SHRI GIRIRAJ TRADERS, JHALRAPATAN	100000.00	0.00
SHRI OM KRUSHI SEVA KENDRA NANDED	101000.00	0.00
SNEH SAGAR ENTERPRISES AKOLA	1500000.00	0.00
SUVED SEEDS MARKETING WARDHA	200000.00	0.00
TAORI KRUSHI KENDRA, KELZARA-WARDHA	400000.00	0.00
VARUN SEEDS AND FERTILLZER SELU	300000.00	0.00
VASUNDHARA FERTILIZER, NANDED	1987562.00	0.00
VYANKATESH KRUSHI SEWA, WASHIM	997056.00	0.00
YOGENDRA KRISHI VIKAS KENDRA, BARGHAT SEONI	33840.00	0.00
DEALER SHIP DEPOSIT	0.00	525000.00
	47786912.30	555484.00

2.8 Short Term Provisions

Particulars	31/03/2019	31/03/2018
Employee Benefits		
Provident Fund Scheme		
EMPLOYEE CONTRIBUTION OF P.F.	22405.00	0.00
Other Employee Liabilities Related Provision		
EMPLOYEE CONTRIBUTION OF ESIC	3819.00	0.00
Tax Provision		
Current Tax		
PROVISION FOR INCOME TAX	0.00	559010.00
Others		
ANKUR GOYAL & CO.	51090.00	13500.00
TDS (PROFESSIONAL) 94 J	6780.00	0.00
TDS (RENT) 94 I	29000.00	0.00
TDS (SALARY)	19200.00	0.00
	132297.00	592510.00



2.0 Tangible assets

In ₹

Particulars	Gross				Depreciation					Impairment				Net	
	Opening	Addition	Deduct ion	Closing	Opening	During Period	Deduction	Other Adj	Closing	Opening	During Period	Reversal	Closing	Closing	Opening
Buildings	4315532.13			4315532.13	612247.00	62485.00			674732.00					3751295.13	3752255.13
BUILDING	4315532.13			4315532.13	612247.00	62485.00			674732.00					3751295.13	3752255.13
Total															
Plant and Machinery	158405.00			158405.00	1105.00	21547.00			121567.00					25274.00	47746.00
OFFICE EQUIPMENT	77339.00			77339.00	31523.00	18171.00			49169.00					28370.00	49070.00
COMPUTER & PERIPHERAL	34400.00			34400.00	4194.00	5465.00			40235.00					24265.00	33715.00
Welding Equip & Scaffolding	45131.34			45131.34	2065.00	3254.00			47440.34					37874.34	45075.34
MACHINERY	140000.00			140000.00	15769.00	22833.00			162602.00					101273.00	122241.00
AIR CONDITIONER	35000.00			35000.00	6162.00	2220.00			43382.00					28838.00	32870.00
CONVEYER	573750.00			573750.00	65333.01	91205.00			630288.01					483467.00	524545.01
SCREEN COATING MACHINERY	215750.00			215750.00	51205.00	42357.00			162188.00					99562.00	116626.00
MACHINERY ATTACH	104300.00			104300.00	10253.00	17015.00			121568.00					21971.00	26827.00
SCREEN PURCHASE	32500.00			32500.00	5573.00	4536.00			42609.00					51800.00	45335.00
Plant & Machinery	50000.00	15782.00		65782.00	4651.00	5253.00			75686.00					125613.00	145517.00
MACHINERY EQUIPMENT	1845875.35	15782.00		1861657.35	350703.00	294541.00			2156198.35					125613.00	145517.00
Total															
Equipments															
Office Equipments															
AIR CONDITIONER	35501.00			35501.00	1568.74	8548.74			24717.00					10782.97	17532.21
Total	35501.00			35501.00	1568.74	8548.74			24717.00					10782.97	17532.21
Computer Equipments															
COMPUTER	40500.00	55750.00		96250.00	23754.22	26494.25			50248.47					46004.52	57497.00
Total	40500.00	55750.00		96250.00	23754.22	26494.25			50248.47					46004.52	57497.00
Furniture and Fixtures															
FURNITURE	311904.00			311904.00	119705.00	49750.00			169449.00					142433.00	192154.00
Total	311904.00			311904.00	119705.00	49750.00			169449.00					142433.00	192154.00
Grand Total	4549312.51	71532.00	0.00	4620844.51	1042278.00	447823.49	0.00	0.00	1490108.50	0.00	0.00	0.00	0.00	5507934.50	5507934.50
Previous	4556630.13	1692682.33	0.00	6249312.51	589230.00	453068.00	0.00	0.00	1042278.00	0.00	0.00	0.00	0.00	5507934.50	4267420.13



Particulars	31/03/2019	31/03/2018
Finished Goods		
STOCK	47649366.00	18204527.53
	57640366.00	18204527.53

3.1 Trade receivables

Particulars	31/03/2019	31/03/2018
Trade Receivable		
Secured, considered good		
Within Six Months		
Sundry Debtors	0.00	632647.00
Exceeding Six Months		
ADITYA ENTERPRISES, GORADIH	50000.00	0.00
ADVOCATE MATHURJI	5000.00	0.00
AGRO SEEDS & BIOTECH (ASHOK NAGAR)	7452402.00	0.00
AJANTHA AGRO AGENCIES, AKOLA,	27959.00	0.00
ANIL TANWAR	30204.00	0.00
ANKIT FERTILISER, BIHAR	543132.00	0.00
ANKU KRISHI KENDRA, PATNA (SALES A/C)	32571.00	0.00
ASHIRWAD TRADERS, MUJAFFARPUR	134340.00	0.00
ASHISH PAREGI (SALARY)	18253.00	0.00
BADRILAL / SHANKARLAL, CHIRMIYA	20900.00	0.00
BAHETI KRISHI SEVA KENDRA, MANGRUPR	21452.00	0.00
CHAMAN TRADERS KHAD BEEJ BHANDAR, BIHAR	18258.00	0.00
CHANDRA BEEJ BHANDAR, HARNOUT NALAND	6575.00	0.00
CHETANYA TRADERS, LAKHBOON	15120.00	0.00
DATTAKRIPA FERTILIZER, LOHAGOAN	22250.00	0.00
DURGAPRASAD JATAV	325.00	0.00
DURGESH AGRI CLINIC & AGRI BUSINESS, BULANDSHAHAH	11664.00	0.00
FIRANGI LAL KUSHWAH, KATIHAR, BIHAR	59450.00	0.00
GAJANAN AGENCIES, JAWALA BAZAAR PARBHANI	48230.00	0.00
GUPTA BEEJ BHANDAR, JHANSI	194273.00	0.00
HAKAMSINGH, JHOKRA (SUSNER-MAHAVIR)	79518.00	0.00
HARIRAM / BHERULAL, GOTHADA (GANGEDI)	26750.00	0.00
HARIYALI BEEJ BHANDAR, NAWADA	12000.00	0.00
HARIYALI KRISHI KENDRA, GAYA	15510.00	0.00
IMP SUMITRA BAI BHOME	25000.00	0.00
IMP. AJAY SHRIWASTAWA	2225.00	0.00
INDIAN AGRO, BIHAR	45512.00	0.00
INDIAN BEEJ BHANDAR, MULTAI	41000.00	0.00
JAI MA BHOWANI BEEJ BHANDAR, ARA	12015.00	0.00
JAJU BEEJ COMPANY, BALRAMPUR	3725.00	0.00
JYOTI KRISHI KENDRA AVAM HARDEWARE, BARGHAT (SEONI)	11071.00	0.00
KALPANA TRADING CO.	102920.00	0.00
KANAHIYA LAL MAHAVAR	20089.00	0.00
KASHI BEEJ CO. SONBHADRA-ROBERTGANJ	182318.00	0.00
KAVEHDRA YADAV	583984.00	0.00
KHANDLWAL SALES ORG. UJJAIN	300040.00	0.00
KHETI BAADI, SAMSTIPUR	6000.00	0.00
KISHAN BEEJ BHANDAR KANDIRGANJ NAWADA	20000.00	0.00
KRISHAK SEWA KENDRA JHARKHAND	32002.00	0.00
KRISHI SAMADHAN KENDRA, GARKHA -CHAPRA	8156.00	0.00
KRISHI VIKAS KENDRA, JAMUHI	87520.00	0.00
KRISHI BEEJ BHANDAR, JUNARDEO	54550.00	0.00
KUMAR BEEJ BHANDAR, AURANGABAD	11325.00	0.00
KUSHWAHA BEEJ BHANDAR, MUJAFFERPUR	71320.00	0.00
KUSHWAHA BEEJ BHANDAR, GAYA	33774.00	0.00
KUSHWAHA FERTILIZER CENTER, KATIHAR	17808.00	0.00
MAA AMBEY BEEJ BHANDAR, SEONI	64632.00	0.00
MAA BUAADATI TRADING COMPANY, KHAGARIA	29880.00	0.00
MAA TARA TRADERS, NATHNAGAR	41605.00	0.00
MAHAVEER AGRO BIHARSHARIF	2570183.00	0.00
MALWA MEALS	5319.00	0.00
MANDAL TRADING, RANIGANJ	108580.00	0.00
NARAYAN TRADERS, LAKHISARAI	19735.00	0.00
NARAYANDAS KHANDLWAL KRISHI KENDRA, MANDLA	8832.00	0.00
NEW AGARWAL BEEJ BHANDAR SATNA	54000.00	0.00



NEW JAI KISAN BEEJ BHANDAR, DATIA	245629.00	0.00
NIRDHAY SINGH / TOLARAM, MULLAPURA	107750.00	0.00
PAKIZA ENTERPRISES, KHATEGAON	272740.00	0.00
PANWAR KRISHI KENDRA, GANGIWADA	56262.00	0.00
PARI TRADING COMPANY, SATNA	11810.00	0.00
PATEL KRISHI ARI SEONI	8480.00	0.00
PRAKASH BEEJ BHANDAR, DANAPUR	78250.00	0.00
PROFILES PACKAGING	5500.00	0.00
PURVANCHAL SEEDS & PESTICIDS, BAHARAICH	8939.00	0.00
R.K. TRADING CO FORBISGANJ, ARORIYA	12570.00	0.00
RAHUL KRISHI SEWA KENDRA,	11550.00	0.00
RAJ KRISHI KENDRA, SINGODI	3050.00	0.00
RAJA KRISHI KENDRA, BANKA	207888.00	0.00
RAJKUMAR AGARWAL, BANKA	99136.00	0.00
RISHI TRADERS, NAINPUR	12000.00	0.00
ROHIT KHAD BEEJ BHANDAR, SATNA	99720.00	0.00
SAGAR BEEJ BHANDAR, BUXAR	93528.00	0.00
SAHU KRISHI SEVA KENDRA, KATKUI	10108.00	0.00
SAI BABA KRISHI SEVA KENDRA, UMRINANDED	128000.00	0.00
SATGURU BEEJ BHANDAR, GYALIOR	150800.00	0.00
SHANTI ENTERPRISES, GARWAH	104570.00	0.00
SHETKARI KRUSHI SEVA KENDRA, DHARIABAD	12550.00	0.00
SHIV KRIPA KRASHI SEVA KENDRA, DEGLUR, NANDED	21000.00	0.00
SHIV SHAKTI ENTERPRISES, MADANPUR, AURANGABAD	269543.00	0.00
SHIVHARE KRASHI KENDRA, FAIZABAD	19300.00	0.00
SHRI BALAJI KRISHI KENDRA, HINGOLI	17200.00	0.00
SHRI BEEJ BHANDAR, SIWAN	39217.00	0.00
SHRI DURGA BEEJ BHANDAR, AURANGABAD	3520.00	0.00
SHRI GANESH KHAD & BEEJ BHANDAR, BHIND	38626.00	0.00
SHRI GOYAL FERTILIZER, SEONI, KANIWADA	4130.00	0.00
SHRI HATH KRISHI SADAN KENDRA, KHARGONE	58500.00	0.00
SHRI SUDH GURU KHAD BEEJ BHANDAR, DABRA	4040.00	0.00
SIV SEEDS PVT LTD	291780.00	0.00
SUDESHI JAIN SALARY	3200.00	0.00
SUNIL SINGH, BIHAR (SALES)	45520.00	0.00
SWASTIK TRADERS, AMMARWADA	34550.00	0.00
VAIBHAV KRISHI KENDRA, BARASEONI (BALAGHAT)	59040.00	0.00
VIKAS KRISHI KENDRA, GAYA	74316.00	0.00
VIKRAMSINGH / LAXMAN JI LASUDIYABAZAR	28800.00	0.00
VIRAJ AGRO BHADRAWATI, CHANDRAPUR	3439.00	0.00
	16406262.00	6836047.60

3.2 Cash and cash equivalents

Particulars	31/03/2019	31/03/2018
Cash In Hand	319513.00	684786.00
Balances With Banks		
Balance With Scheduled Banks		
Current Account		
BOI-910920110000239	1975.15	17635.51
PUNJAB NATIONAL BANK A/C -0459002100045974	98035.87	5525.48
YES BANK 038183800000172	0.00	802.13
SBI A/C - 38061301234	207.92	0.00
	419731.94	708749.22

3.3 Short-term loans and advances

Particulars	31/03/2019	31/03/2018
Loans and advances to others		
Secured, considered good.		
ATMARAM / MOTIRAM PIPLIYA	197000.00	0.00
BAPUSINGH / RUGHNATH BALODA	191000.00	0.00
COMMERCIAL TAX F.D.R A/C	5000.00	0.00
FARUKH / AZIZ PATEL, NALESHRI	551565.00	0.00
HAJI RAES / IBRAHIM, NALESHIR	568495.00	0.00
INDAR SING / RATANSING RUI	192000.00	0.00
JIVAN / GOVARDHAN TULAHEDA	189000.00	0.00
KARANSING / MANGILAL DHANDA BHALLA	188000.00	0.00
LAKHAN / DASHRAT PALKHEDI	195000.00	0.00
LILA BAI BHANWAR SING ALOTJAGIR	195000.00	0.00
PRAHLAD / KANWAR JHOKRA	192000.00	0.00



PURALAL / RANGHAI LAJUDIVYAJAR	10000.00	0.00
PUSHPA KIRAN JI	10000.00	0.00
RAHUL / GYANJEE JIMHAPLIYA	102000.00	0.00
KARTIK / KACHRO KADCHA	100000.00	0.00
RAHIBHVAR / DALI KIRAL KHEDA	100000.00	0.00
ROHIT / BHANING SIKADDAH	100000.00	0.00
SANJEE / DADRILAL JIOTHA	100000.00	0.00
SEVARAM / RAJESING JATROJI	100000.00	0.00
SHANKARILAL / DALACHUR / ADAMPURIA	100000.00	0.00
TARUN / LAKSHANABHAI KADCHA	100000.00	0.00
VIKRAM / RAJESING PUDHAKANDA	100000.00	0.00
CURRENT TAX 100 A.C.	0.00	5000.00
PUSHPA KIRAN	0.00	20000.00
	4684060.00	34000.00


3.4 Other current assets

Particulars	31/03/2019	11/03/2018
INCOME TAX	0.00	100000.00
ADVANCE TAX	850000.00	0.00
MISC. EXP. (WRITTEN OFF)	20200.00	20200.00
UNITED INDIA INSURANCE COMPANY	1030829.00	0.00
CGST CASH LEDGER	3444.00	0.00
SGST CASH LEDGER	3444.00	0.00
	2808517.00	120200.00

In terms of our attached report of even date
 For ANKUR GOYAL & COMPANY
 CHARTERED ACCOUNTANTS
 FRN 0011407C

For VARDaan BIOTECH PVT LTD

Ankur Goyal
 ANKUR GOYAL
 (PARTNER)



Place : UJJAIN
 Date : 05/09/2019

VARDAN BIOTECH PVT LTD
CIN : U15495MP2007PTC020132
STATEMENT OF PROFIT AND LOSS FOR THE YEAR ENDED 31/03/2019

Particulars	Note	In ₹	
		31/03/2019	31/03/2018
Revenue from operations	3.5	199983148.81	231304261.71
Other Income	3.6	44446.00	42226.00
Total Revenue		200027592.81	231346487.71
Expenses			
Cost of materials consumed			
Purchases of Stock-in-Trade			
Changes in inventories of finished goods work-in-progress and Stock-in-Trade	3.7		
Employee benefits expense	3.8	197678143.20	174975330.32
Finance costs	3.9	(3944422.47)	16094937.47
Depreciation and amortization expense	4.0	6223360.00	5150220.00
Other expenses	4.1	1515119.25	2026871.75
Total expenses	4.2	447828.49	453068.01
	4.3	30967014.33	27804020.54
Profit before exceptional, extraordinary and prior period items and tax		197405987.86	229153619.69
Exceptional items		2621609.95	2190109.02
Profit before extraordinary and prior period items and tax			
Extraordinary items		2621609.95	2190169.02
Profit before prior period items and tax			
Prior Period Items		2621609.95	2190169.02
Profit before tax	4.4		
Tax expense		2621609.95	2190169.02
Current tax	4.5		569010.00
Deferred tax		(40494.00)	51154.00
Prof/(loss) for the period from continuing operations		2662103.95	1565994.02
Prof/(loss) from discontinuing operations			
Tax expense of discontinuing operations			
Prof/(loss) from Discontinuing operations (after tax)			
Prof/(loss) for the period		2662103.95	1565994.02
Earnings per equity share	4.6		
Basic			
Diluted			


In terms of our attached report of even date
for ANKUR GOYAL & COMPANY
CHARTERED ACCOUNTANTS
FRN 0011407C

Ankur Goyal
CA ANKUR GOYAL
(PARTNER)



Place : UJJAIN
Date : 05/09/2019

For VARDAN BIOTECH PVT LTD



NOTES ON ACCOUNTS FOR THE YEAR ENDED MARCH 31, 2019

3.5 Revenue from operations

Particulars	In ₹	
	31/03/2019	31/03/2018
Sale of Products		
Traded Goods		
RAJRA SALE A/C		2741200.00
RAJRA SALE RETURN	0.00	(1271150.00)
RAJRA SEED SALE A/C	0.00	0.00
MAIZE SALES A/C	1164615.50	11492025.00
MAIZE SALES RETURN A/C	0.00	(5251158.00)
MAIZE SEEDS SALES A/C	0.00	0.00
MAIZE U/S	738722.50	0.00
MUSTARD SALE U/S	100954.00	0.00
MUSTARD SEEDS SALE	76220.85	0.00
MUSTARD SEEDS SALE A/C	0.00	3222410.00
MUSTARD SEEDS SALES RETURN	1833202.00	0.00
PADDY SALE A/C	0.00	(1541100.00)
PADDY SALES RETURN A/C	0.00	13715203.00
PADDY SEEDS SALE A/C	0.00	(2393154.00)
PADDY SEEDS U/S	13614132.00	0.00
PEA SEEDS SALES RETURN	167961.25	3.00
PEA SEEDS SALE	0.00	(1355225.00)
PEA SEEDS SALE A/C	0.00	2559575.50
SOYBEAN SEEDS SALE A/C	1603775.00	0.00
SOYBEAN SEEDS SALE RETURN	69562409.42	22222227.50
SOYBEAN U/S SALE	0.00	(502210.00)
SSG SALES RETURN	2104993.42	0.00
SSG SALES A/C	0.00	(227053.20)
VEGETABLE SALES A/C	4940.00	1322135.00
VEGETABLE SALES RETURN	0.00	(1224270.00)
VEGETABLE SEEDS SALES A/C	0.00	(221121.00)
WHEAT SALE U/S	25124.69	0.00
WHEAT SEEDS SALES A/C	12837441.16	0.00
WHEAT SEEDS SALES RETURN	96148029.00	126275015.71
	0.00	(3845685.80)
	199983146.81	231304221.71

3.6 Other income

Particulars	In ₹	
	31/03/2019	31/03/2018
Interest		
DISCOUNT REC.	44446.00	0.00
Miscellaneous		
DISCOUNT REC.	0.00	510.00
MISC. INCOME	0.00	44268.00
REFUND TRAVELING TICKET	0.00	320.00
	44446.00	45528.00

3.7 Cost of materials consumed

Particulars	In ₹	
	31/03/2019	31/03/2018
	0.00	0.00



3.8 Purchases of Stock-in-Trade

Particulars	31/03/2019	31/03/2018
Finished Goods		
VEGETABLE PURCHASE RETURN	0.00	(1073400.00)
VEGETABLE PURCHASE A/C	1840045.70	833075.00
SOYABEAN PURCHASE A/C	76296645.30	61346735.59
S.S.G PURCHASE	0.00	325500.00
PEA PURCHASE A/C	1960515.00	1492400.00
PADDY PURCHASE A/C	7792309.50	8170528.35
MUSTARD PURCHASE RETURN	0.00	(453284.00)
MUSTARD PURCHASE A/C	569035.00	1277600.00
MAIZE PURCHASE A/C	436200.00	2012400.00
BAJARA PURCHASE A/C	721912.50	926324.00
WHEAT PURCHASE A/C	105175978.26	100108051.98
CORIENDER SEEDS PURCHASE	2900000.00	0.00
SHORTAGE STOCK IN PURCHASE	(14498.00)	0.00
	197678143.26	174975930.92

3.9 Changes in inventories of finished goods, work-in-progress and Stock-in-Trade

Particulars	31/03/2019	31/03/2018
Opening		
Finished Goods	18204537.53	34299175.00
	18204537.53	34299175.00
Closing		
Finished Goods	57648960.00	18204537.53
	57648960.00	18204537.53
Increase/Decrease		
Finished Goods	(39444422.47)	16094637.47
	(39444422.47)	16094637.47

Details of Changes in Inventory

Particulars	31/03/2019	31/03/2018
Stock in Trade		
Finished Goods		
SEEDS	(39444422.47)	16094637.47
	(39444422.47)	16094637.47

4.0 Employee benefits expense

Particulars	31/03/2019	31/03/2018
Salary, Wages & Bonus		
SALARY EXP.	6113940.00	6199035.00
INCENTIVE TO EMPLOYEE	109360.00	0.00
	6223300.00	6199035.00

4.1 Finance costs

Particulars	31/03/2019	31/03/2018
Interest Expenses		
Interest Expenses		
BANK INTEREST PAID	1459474.25	1837050.05
Bank Charges		
BANK CHARGES	55645.00	189821.70
	1515119.25	2026871.75


4.2 Depreciation and amortisation expense

Particulars	31/03/2019	31/03/2018
Depreciation & Amortisation		
Depreciation Tangible Assets	447828.49	453068.01
	447828.49	453068.01



4.3 Other expenses

Particulars	31/03/2019	In ₹ 31/03/2018
Manufacturing Service Costs Expenses		
Cost of Taxes and Others Levies By Government, Local Authorities		
ENTRY TAX	0.00	79319.00
CGSI	0.00	234181.14
SGST	0.00	234181.14
IGST	0.00	146894.75
Other Manufacturing Costs		
PACKAGING MATERIAL EXP.	2779421.66	1024795.00
PACKAGING MATERIAL PURCHASE	1156476.00	3283014.00
PACKAGING MATERIAL PURCHASE @ 18%	1203432.46	1748916.50
PACKAGING MATERIAL EXPENCES	223741.00	5.00
COURIER CHARGES	0.00	475.00
PACKAGING MATERIAL PURCHASE (HYD.)	0.00	2627420.00
PACKAGING MATERIAL @ GST 12%	0.00	68124.00
PACKAGING MATERIAL GST @ 28%	0.00	1650.00
PACKAGING PURCHASE GST @ 5%	0.00	26550.00
PACKAGING MATERIAL 28 %	0.00	1600.00
PACKING MATERIAL IGST	0.00	240333.00
P & F CHARGES GST @ 5%	0.00	3250.00
Administrative and General Expenses		
Telephone Postage		
POSTAGE & COURIER EXP	4898.00	10176.00
TELEPHONE EXP.	80900.00	137921.31
COURIER CHARGES	7385.00	0.00
Printing Stationery		
PRINTING EXP	52615.00	0.00
STATIONERY & PRINTING	0.00	17552.00
Rent Rates And taxes		
GODOWN RENT (C & F)	43715.00	53100.00
GODOWN RENT (SHUBHAM LOGI.)	18439.00	143050.00
OFFICE RENT	1574000.00	295500.00
WAREHOUSE RENT A/C	1973000.00	784000.00
GODOWN RENT (HYD)	0.00	40577.00
Auditors Remuneration		
Audit Fees	10200.00	17200.00
AUDIT FEES 2018-19	10200.00	0.00
Repairs Maintenance Expenses		
PLANT & MACHINERY MAINT. EXP.	198636.00	0.00
REPAIR & MAINTANANCE	0.00	46977.00
Electricity Expenses		
ELECTRICITY EXP.	68656.20	155052.00
Travelling Conveyance		
CONVEYANCE EXP.	0.00	602501.67
Legal and Professional Charges		
LEGAL & PROFESSIONAL	155880.00	476360.00
PROFESSIONAL CHARGES	225020.00	155441.00
LEGAL FEES	19112.00	0.00
Insurance Expenses		
INSURANCE EXP.	169495.00	70141.00
Vehicle Running Expenses		
VEHICLE & MAINTANANCE EXP.	86762.00	231435.00
Selling Distribution Expenses		
Advertising Promotional Expenses		
ADVERTISMENT EXP.	139800.00	429175.00
SALES PROMOTION EXP.	0.00	235595.00
Transportation Distribution Expenses		
TRANSPORT EXP.	6055528.00	3934201.00
DAALA (HAMMALI)	3220.00	0.00
HAMMALI (BARDAAN RAFFOO)	208846.00	0.00
HAMMALI EXP.	775596.00	1140282.00
Other Expenses		
CAUTION & SAFTY(OFFICE EXP.)	258637.22	42609.35
COMPUTER EXP.	111446.00	40675.59
DISCOUNT PAID	3407653.25	3141971.50
M.P. STATE SEED CERTIFIED	1332805.00	1345941.00
OFFICE EXPENCES	550324.04	0.00
RATE DIFFERANCE	1825789.00	2865810.72
ROUND OFF A/C	18.92	21608.19
SEED LICENCE FEES	367500.00	37500.00



THE SOYABEAN PROCESSORS ASSOCIATION OF INDIA
INTEREST ON IT

APPEALS FEES	124525.00	
CAPITAL INFUSION FEES	49490.00	15525.00
CGST LATE FEES	77500.00	13755.00
COMMISSION EXP.	37500.00	0.00
COMPENSATION PAID	5320.00	0.00
EMPLOYER CONTRIBUTION OF P.F.	53140.00	0.00
ISO(INDIAN STANDARD ORGANISATION)	158400.00	0.00
KANTA WEIGHT DIFF.	109347.00	0.00
LOSS BY DISPOSAL	15000.00	0.00
MARKETING EXP.	1488.00	0.00
PF CHARGES	32334.78	0.00
PROCESSING FEE LOAN A/C	1067342.50	0.00
ROC COMPLIANCE FEES	9095.00	0.00
SEEDS PROCESSING EXP.	141200.00	0.00
SGST LATE FEES	37840.00	0.00
SHIFTING CHARGES	2261272.00	0.00
STATIONERY & PRINTING	5320.00	0.00
TOUR EXPENSE	121000.00	0.00
CONVEYANCE EXP.	106755.00	0.00
EXP WRITTEN OFF	16265.00	0.00
INTERNATIONAL ACHIEVERS CONFERENCE, BANGKOK	1455916.20	0.00
PROCESSING & PACKAGING EXP.	0.00	32200.00
SEEDS LOSS IN GERMINATION	0.00	116000.00
PLANT AND MACHINERY MAINT. EXP.	0.00	211702.00
OFFICE EXP.	0.00	347454.00
	0.00	153724.00
	0.00	2235731.00
	30986014.33	25404025.54

4.4 Prior Period items

Particulars	31/03/2019	31/03/2018
	0.00	0.00

4.5 Tax expense

Particulars	31/03/2019	31/03/2018
Current tax		
TAX EXPENSE	0.00	658012.00
Deferred tax		
DEFERRED ASSETS	(40494.00)	0.00
DEFERRED TAX	0.00	51134.00
	(40494.00)	630174.00

4.6 Earnings per equity share

Particulars	31/03/2019	31/03/2018
Earnings Per Equity Share		
Basic		

In terms of our attached report of even date
For ANKUR GOYAL & COMPANY
CHARTERED ACCOUNTANTS
FRN : 0011407C

CA ANKUR GOYAL
(PARTNER)



For VARDAMAN BIOTECH PVT LTD



Place : UJJAIN
Date : 05/09/2019

[PART IV]
BALANCE-SHEET ABSTRACT AND COMPANY'S GENERAL BUSINESS PROFILE
 (or in the case the first return at any time since the incorporation of the company)

I. Registration Details

Registration No.	U15195MP200	State Code
	7PTC020132	
Balance Sheet date	31/03/2019	

II. Capital raised during the year (amount Rs. thousands)

Public Issue	Nil	Rights Issue	Nil
Bonus Issue	Nil	Private Placement	Nil

III. Position of mobilisation and deployment of funds (amount in Rs. Thousands)

Total liabilities	86,998.26	Total assets	86,998.26
-------------------	-----------	--------------	-----------

Equity and Liabilities

Paid-up-capital	13,300.00	Reserves and surplus	5,500.52
Money against share warrant	Nil	Share application money pending allotment	Nil
Non - Current Liabilities	Nil	Current Liabilities	67,964.51
Defer Tax Liability	233.12		

Assets

Net fixed assets	5,130.74	Investments	Nil
Net current assets	77,283.46	Loans and advances	4,584.06
Other non current assets	Nil		

IV. Performance of company (amount in Rs. Thousands)

Turnover	1,99,983.15	Other Income	41.45
Total expenditure	1,97,405.98	Profit/loss before tax	2,521.61
Profit/loss after tax	2,662.10	Earning per share in Rs.	Nil
Dividend rate %	Nil		

V. Generic names of three principal products/services of company (as per monetary terms)

Item Code No. (ITC Code)
 Product description

Item Code No. (ITC Code)
 Product description

Item Code No. (ITC Code)
 Product description



VARDAAN BIOTECH PVT LTD
CIN : U15495MP2007PTC020132
CASH FLOW STATEMENT AS AT 31/03/2019

Particulars	31/03/2019	31/03/2018
Cash Flows from Operating Activities		
Net Profit Before Tax and Extra Ordinary Items	2621609.95	2196168.02
Adjustment For	447828.49	453068.01
Depreciation		
Foreign Exchange		
Gain or loss of Sale of Fixed assets		
Gain or loss of Investment		
Finance Cost	1459474.25	1837050.05
Dividend Income		
Other adjustment of non cash Item		
Other adjustment to reconcile Profit		
Total Adjustment to Profit/Loss (A)	3069438.44	2649236.03
Adjustment For working Capital Change		
Adjustment for Increase/Decrease in Inventories	-3944442.47	16094637.47
Adjustment for Increase/Decrease in Trade Receivables	-9571204.4	-478593.35
Adjustment for Increase/Decrease in Other Current Assets	-7237777	54290.00
Adjustment for Increase/Decrease in Trade Payable	2204274	-6230979.00
Adjustment for Increase/Decrease in other current Liabilities	47117448.3	544464.00
Adjustment for Provisions	-450213	391806.00
Total Adjustment For Working Capital (B)	-7381894.57	10375625.12
Total Adjustment to reconcile profit (A+B)	-4312456.13	13024861.15
Net Cash flow from (Used in) operation	-4312456.13	13024861.15
Dividend Received		
Interest received		
Interest Paid		
Income Tax Paid/ Refund		-569010.00
Net Cash flow from (Used in) operation before Extra Ordinary Items	-4312456.13	12455851.15
Proceeds from Extra Ordinary Items		
Payment for Extra Ordinary Item		
Net Cash flow From operating Activities	-4312456.13	12455851.15
Cash Flows from Investing Activities		
Proceeds From fixed Assets		
Proceeds from Investment or Equity Instruments		
Purchase of Fixed Assets	-71532	-1692682.38
Purchase Of Investments or Equity Instruments		0.00
Interest received		
Dividend Received		
Cash Receipt from Sale of Interest in Joint Venture		
Cash Payment to acquire Interest in Joint Venture		



Cash flow from loosing Control of subsidiaries		
Cash Payment for acquiring Control of subsidiaries		
Proceeds from Govt. Grant		
Other Inflow/Outflow Of Cash		
Net Cash flow from (Used In) In Investing Activities before	-71532.00	-1692682.38
Extra Ordinary Items		
Proceeds from Extra Ordinary Items		
Payment for Extra Ordinary Item	-71532.00	-1692682.38
Net Cash flow from (Used In) in Investing Activities		
Cash Flows from Financial Activities	7200000	0.00
Proceeds From Issuing Shares		
Proceeds from Issuing Debenture /Bonds/Notes		
Redemption of Preference Share		
Redemption of Debenture		
Proceeds from other Equity Instruments		
Proceeds From Borrowing		0.00
Repayment Of Borrowing	-3105029.15	-11009557.54
— Dividend Paid		
Interest Paid		
Income Tax Paid/Refund		
Net Cash flow from (Used in) in Financial Activities before	4094970.85	-11009557.54
Extra Ordinary Items		
Proceeds from Extra Ordinary Items		
Payment for Extra Ordinary Item		
Net Cash flow from (Used in) in Financial Activities	4094970.85	-11009557.54
Net increase (decrease) in cash and cash equivalents before effect of exchange rate changes.	-289017.28	-246388.77
Effect of exchange rate change on cash and cash equivalents		
Net increase (decrease) in cash and cash equivalents	-289017.28	-246388.77
Cash and cash equivalents at beginning of period	708749.22	955137.99
Cash and cash equivalents at end of period	419731.94	708749.22

In terms of our attached report of even date

For ANKUR GOYAL AND COMPANY

CHARTERED ACCOUNTANTS

FRN : 011407C

Ankur Goyal
CA ANKUR GOYAL

(PARTNER)

M. NO. : 401685

Place : UJJAIN

Date : 05/09/2019



For VARDAN BIOTECH PVT LTD



Accounting Policies & Notes on Accounts

1. The accounts are prepared on historical cost basis and as a going concern. Accounting policies not referred to otherwise are consistent with generally accepted accounting principles.
2. Fixed Asset are value at cost less depreciation. The depreciation has been calculated at the rates provided. No depreciation has been taken on the value of land.
3. Closing Stock of the company has been valued at cost price or NRV whichever is lower.
4. Expenses are accounted for on Mercantile Basis but some expenses due to their peculiar nature are accounted for on cash basis.
5. The figures for the previous year have been rearranged and regrouped wherever considered necessary.
6. There are no prior period or extra ordinary expenses debited to Profit & Loss account.
7. Balances of Debtors, Creditors and Unsecured Loans are subject to confirmation.
8. Final Accounts has been prepared on Going Concern assumption.
9. GST balances are taken as provided and certified by the management.

for VARDaan BIOTECH PVT LTD

LOKENDRA SINGH RAJPUT
DIRECTOR
(DIN : 01801180)

Place : UJJAIN
Date : 05/09/2019

for ANKUR GOYAL & COMPANY
Chartered Accountants

Ankur Goyal

CA ANKUR GOYAL
FIRST FLOOR, "NANDAN", L.M.
COMPLEX,, TOWER CHOWK,
FREEGANI,, UJJAIN-456010 MADHYA
PRADESH

